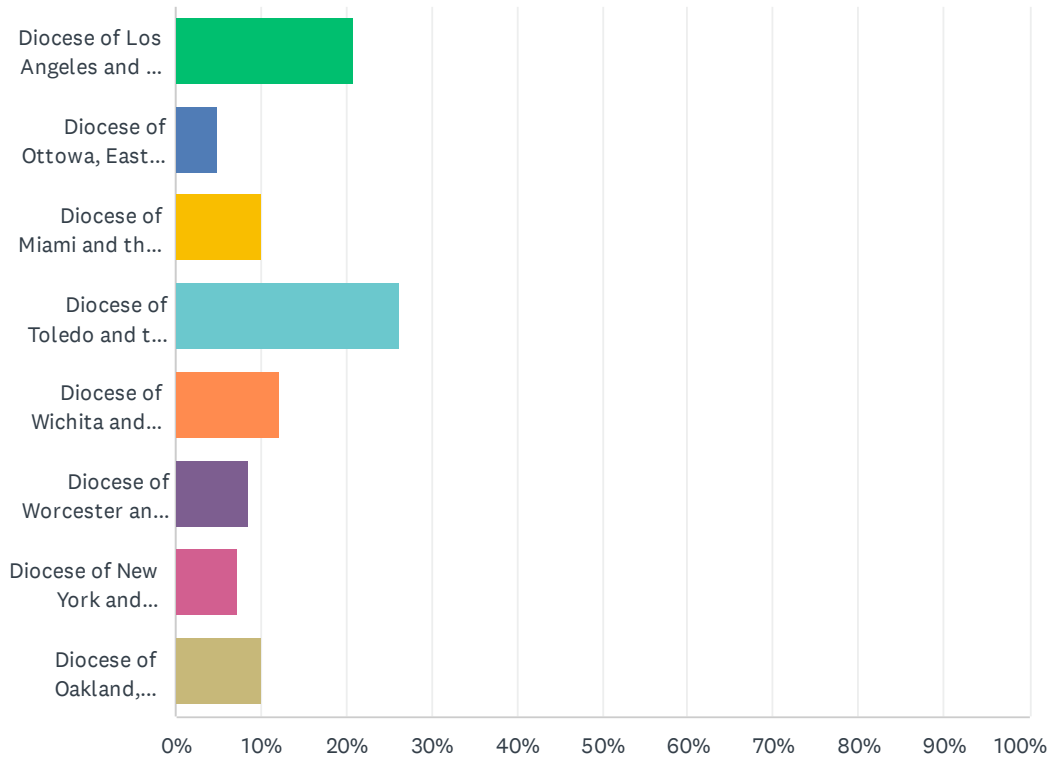


Q1 What is your diocese?

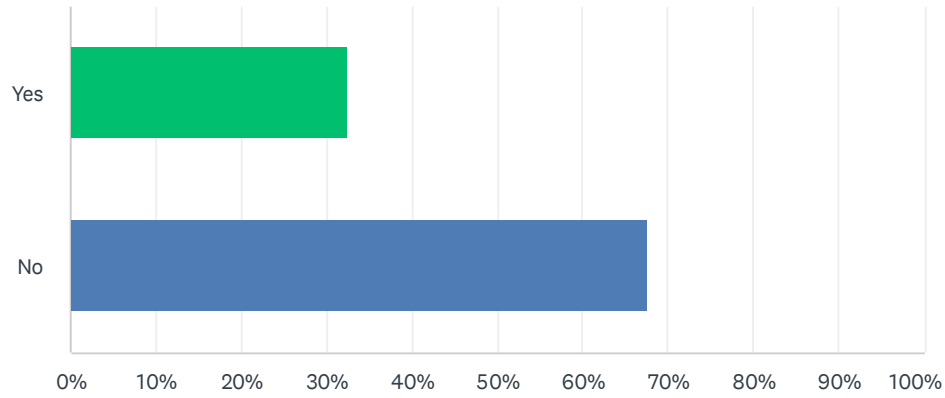
Answered: 248 Skipped: 3



ANSWER CHOICES	RESPONSES	
Diocese of Los Angeles and the West	20.97%	52
Diocese of Ottawa, Eastern Canada, and Upstate New York	4.84%	12
Diocese of Miami and the Southeast	10.08%	25
Diocese of Toledo and the Midwest	26.21%	65
Diocese of Wichita and Mid-America	12.10%	30
Diocese of Worcester and New England	8.47%	21
Diocese of New York and Washington D.C.	7.26%	18
Diocese of Oakland, Charleston, and the Mid-Atlantic	10.08%	25
TOTAL		248

Q2 Have you ever served as a camp staff member at an Archdiocese camp?

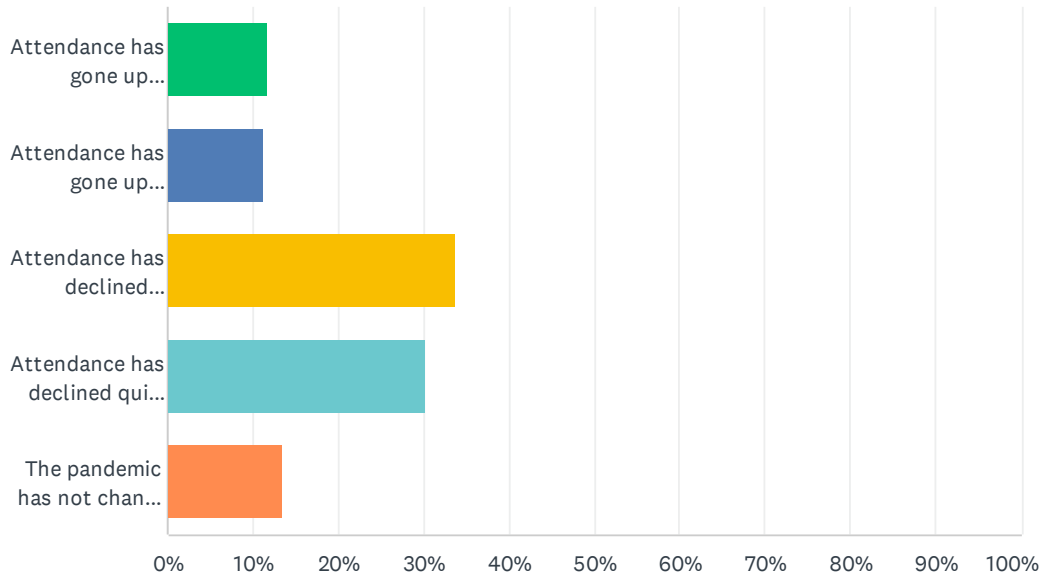
Answered: 247 Skipped: 4



ANSWER CHOICES	RESPONSES	
Yes	32.39%	80
No	67.61%	167
TOTAL		247

Q3 How has the pandemic altered attendance at your parish?

Answered: 232 Skipped: 19



ANSWER CHOICES	RESPONSES	
Attendance has gone up significantly during the pandemic	11.64%	27
Attendance has gone up somewhat during the pandemic	11.21%	26
Attendance has declined somewhat during the pandemic	33.62%	78
Attendance has declined quite a bit during the pandemic	30.17%	70
The pandemic has not changed attendance patterns significantly.	13.36%	31
TOTAL		232

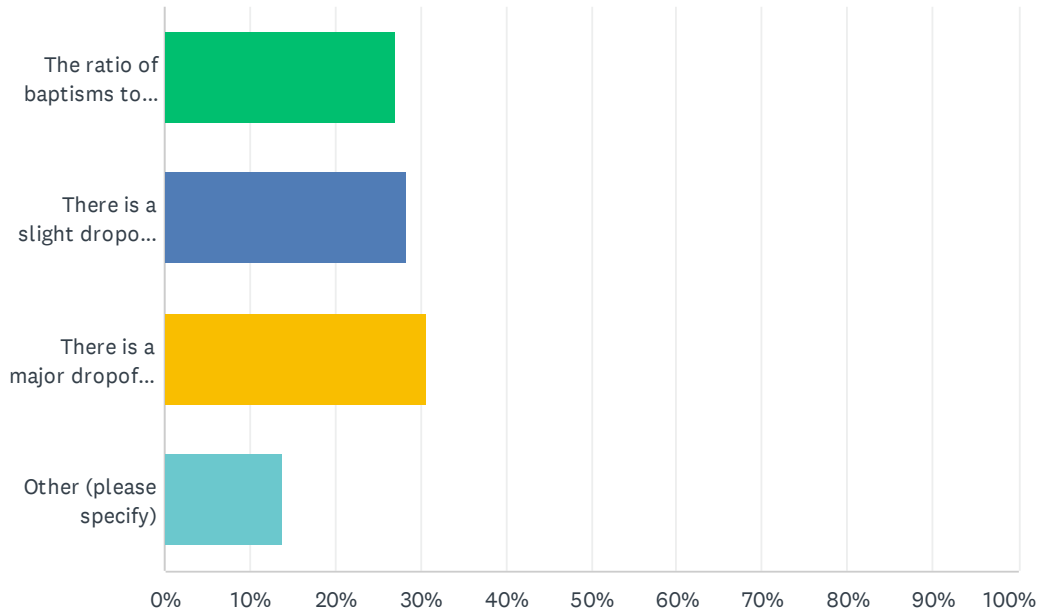
Q4 Tell us about the young people in your parish:

Answered: 169 Skipped: 82

ANSWER CHOICES	RESPONSES	
How many teens (approximately) are active in your parish?	99.41%	168
How many Sunday School students (approximately) are active in your parish?	97.63%	165
How many young adults (approximately) are active in your parish?	99.41%	168

Q5 How would you describe the ratio of youth who graduate from Sunday School as compared to youth baptized?

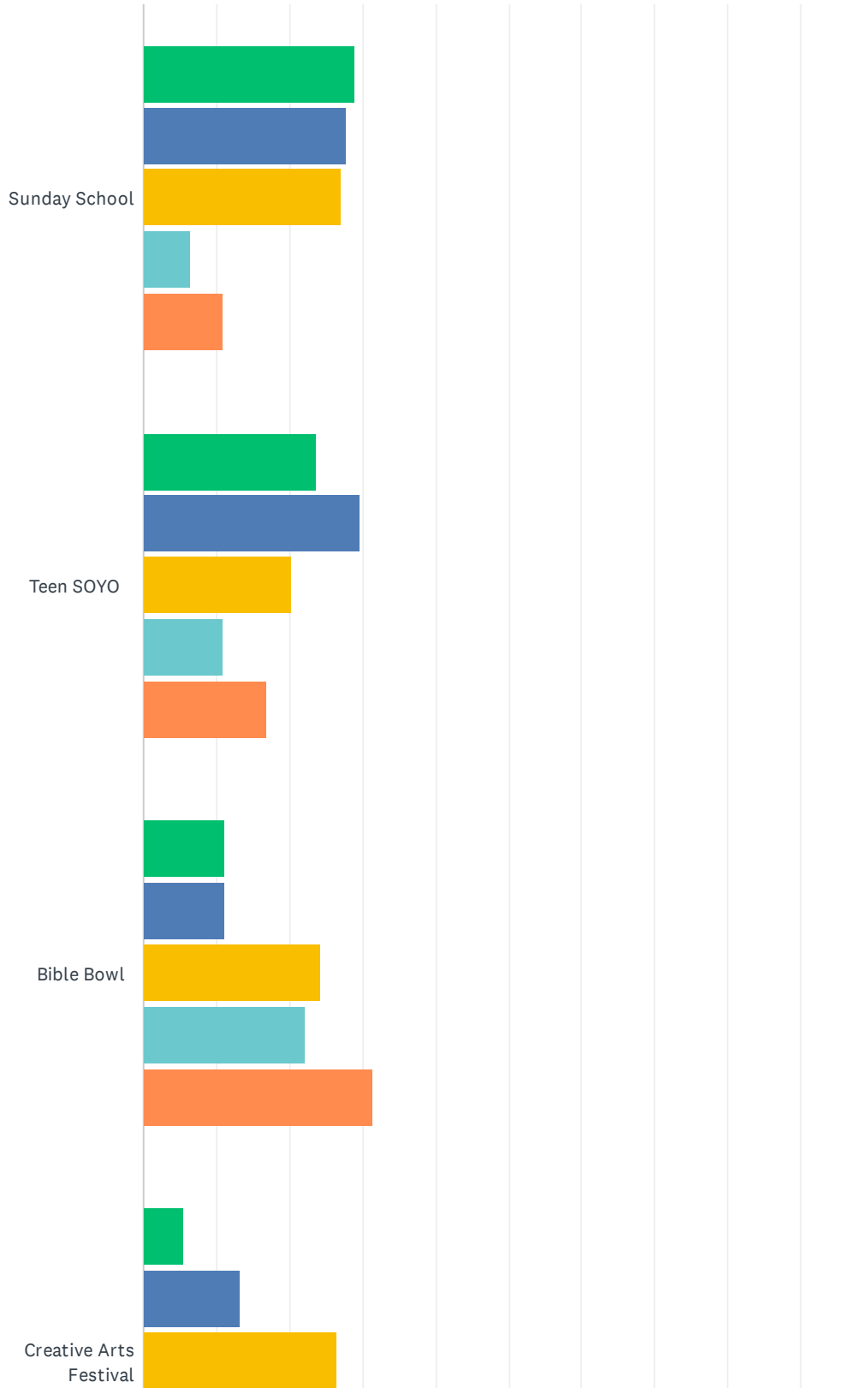
Answered: 173 Skipped: 78



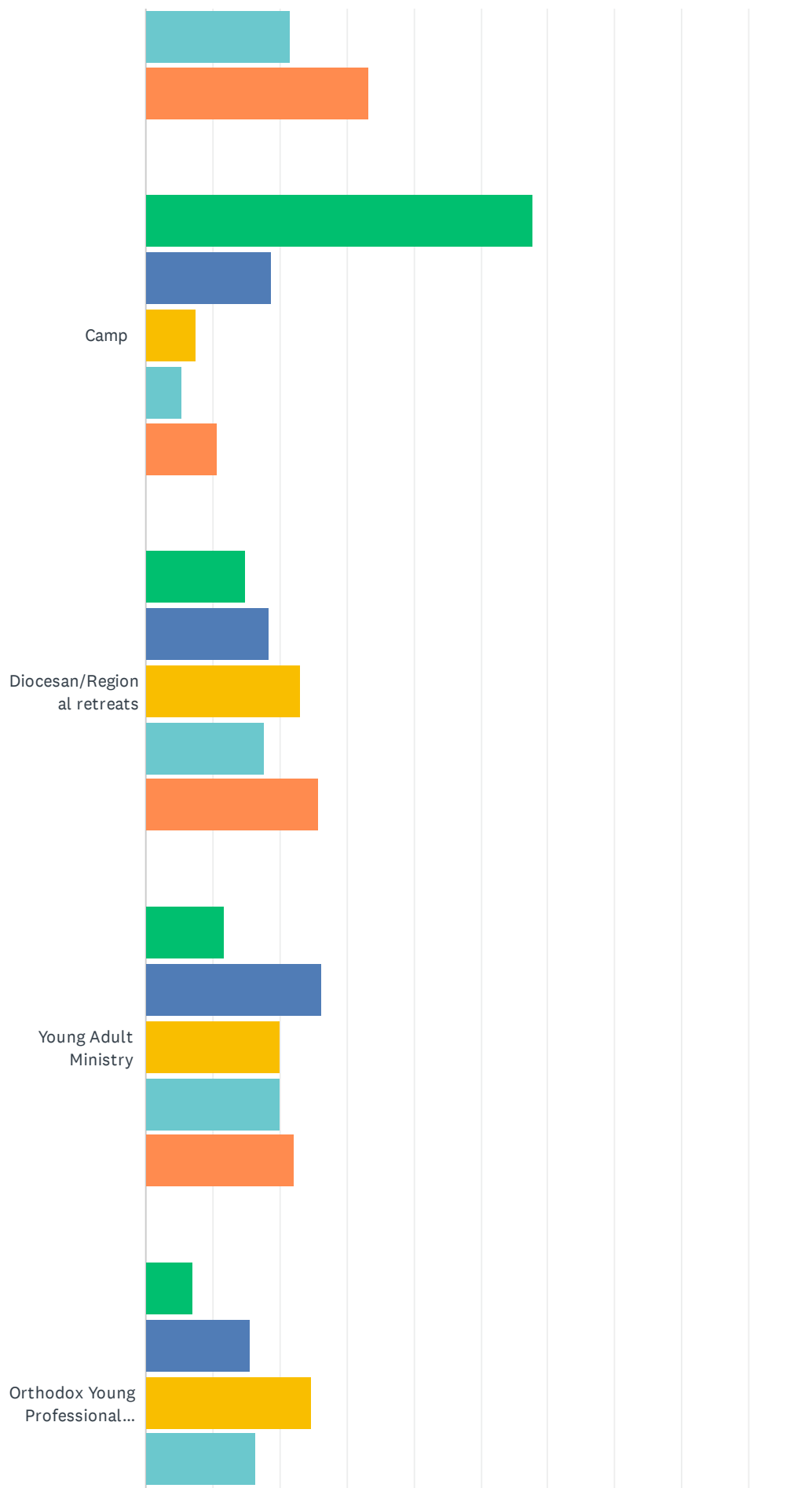
ANSWER CHOICES	RESPONSES	
The ratio of baptisms to Sunday School graduations is favorable	27.17%	47
There is a slight dropoff between baptisms and Sunday School graduations	28.32%	49
There is a major dropoff between baptisms and Sunday School graduations	30.64%	53
Other (please specify)	13.87%	24
TOTAL		173

Q6 Of the following activities, how would you rate their positive impact (5 for most impactful, 1 for least)?

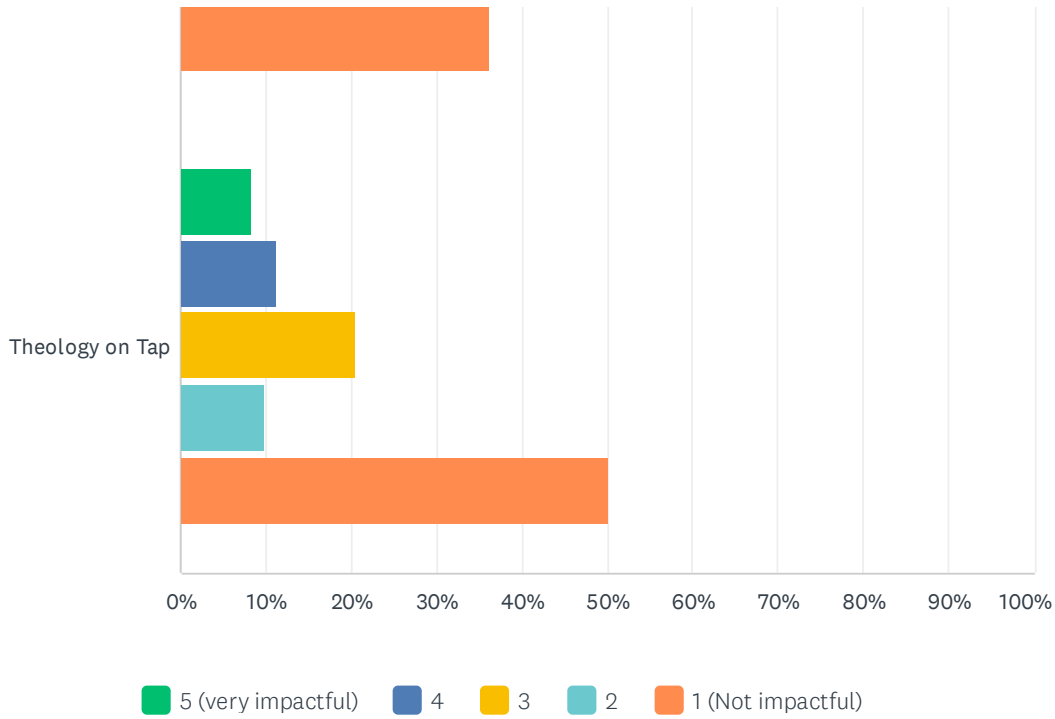
Answered: 156 Skipped: 95



Antiochian Orthodox Christian Youth and Young Adult Ministries Survey for Clergy



Antiochian Orthodox Christian Youth and Young Adult Ministries Survey for Clergy



	5 (VERY IMPACTFUL)	4	3	2	1 (NOT IMPACTFUL)	TOTAL RESPONDENTS
Sunday School	29.03% 45	27.74% 43	27.10% 42	6.45% 10	10.97% 17	155
Teen SOYO	23.65% 35	29.73% 44	20.27% 30	10.81% 16	16.89% 25	148
Bible Bowl	11.11% 16	11.11% 16	24.31% 35	22.22% 32	31.25% 45	144
Creative Arts Festival	5.56% 8	13.19% 19	26.39% 38	21.53% 31	33.33% 48	144
Camp	57.72% 86	18.79% 28	7.38% 11	5.37% 8	10.74% 16	149
Diocesan/Regional retreats	14.97% 22	18.37% 27	23.13% 34	17.69% 26	25.85% 38	147
Young Adult Ministry	11.72% 17	26.21% 38	20.00% 29	20.00% 29	22.07% 32	145
Orthodox Young Professionals Conference	7.09% 10	15.60% 22	24.82% 35	16.31% 23	36.17% 51	141
Theology on Tap	8.33% 11	11.36% 15	20.45% 27	9.85% 13	50.00% 66	132

Q7 For the activities above that were most positively impactful, what made them so?

Answered: 120 Skipped: 131

Q8 For the activities above that were not positively impactful, why were they not?

Answered: 112 Skipped: 139

Q9 In your estimation, how has the recent pandemic affected our youth and young adult ministry?

Answered: 134 Skipped: 117

Q10 What are the greatest challenges you see in ministering to our youth and young adults?

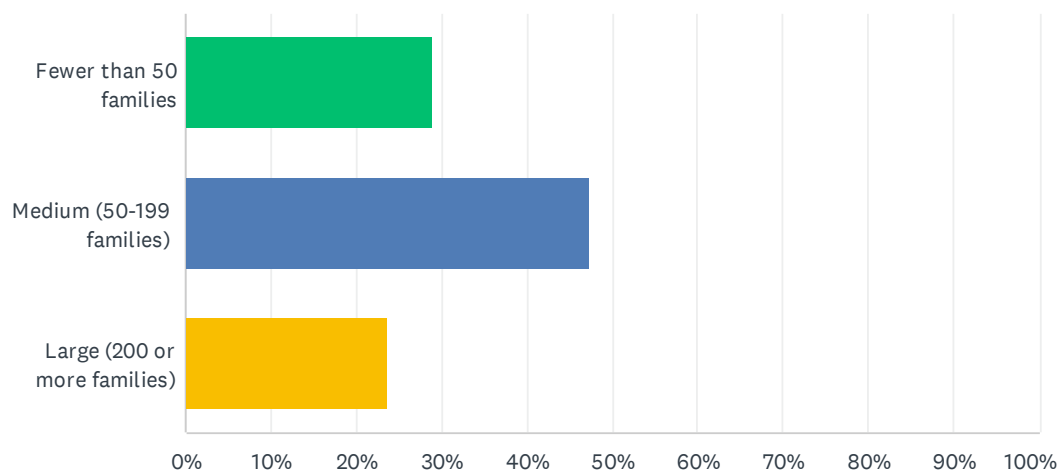
Answered: 143 Skipped: 108

Q11 What are the greatest needs you see for ministering to our youth and young adults?

Answered: 134 Skipped: 117

Q12 How large is your parish?

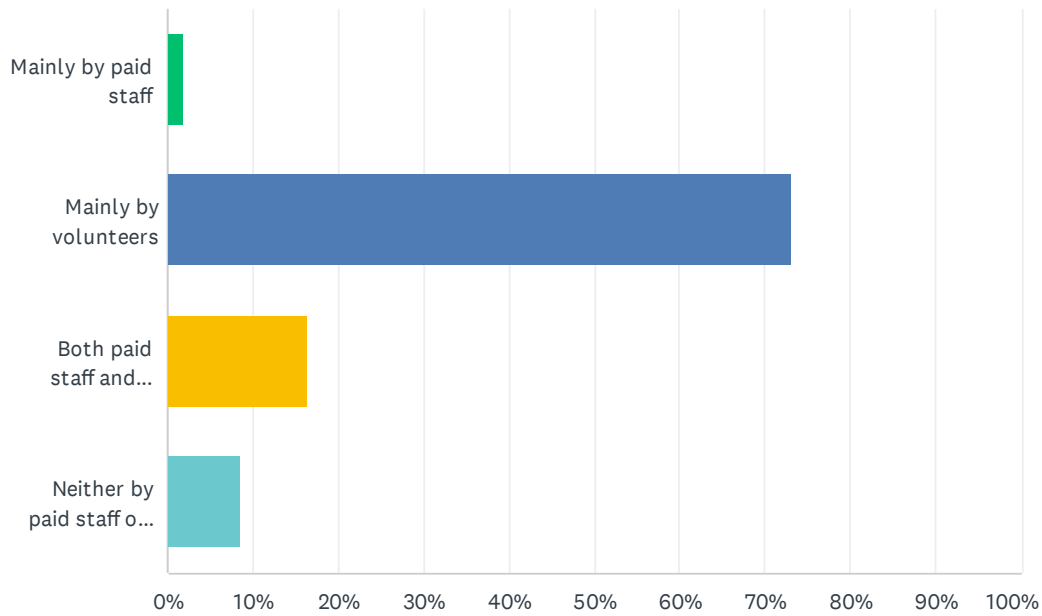
Answered: 152 Skipped: 99



ANSWER CHOICES	RESPONSES	
Fewer than 50 families	28.95%	44
Medium (50-199 families)	47.37%	72
Large (200 or more families)	23.68%	36
TOTAL		152

Q13 Is youth ministry in your parish done by paid staff or volunteers?

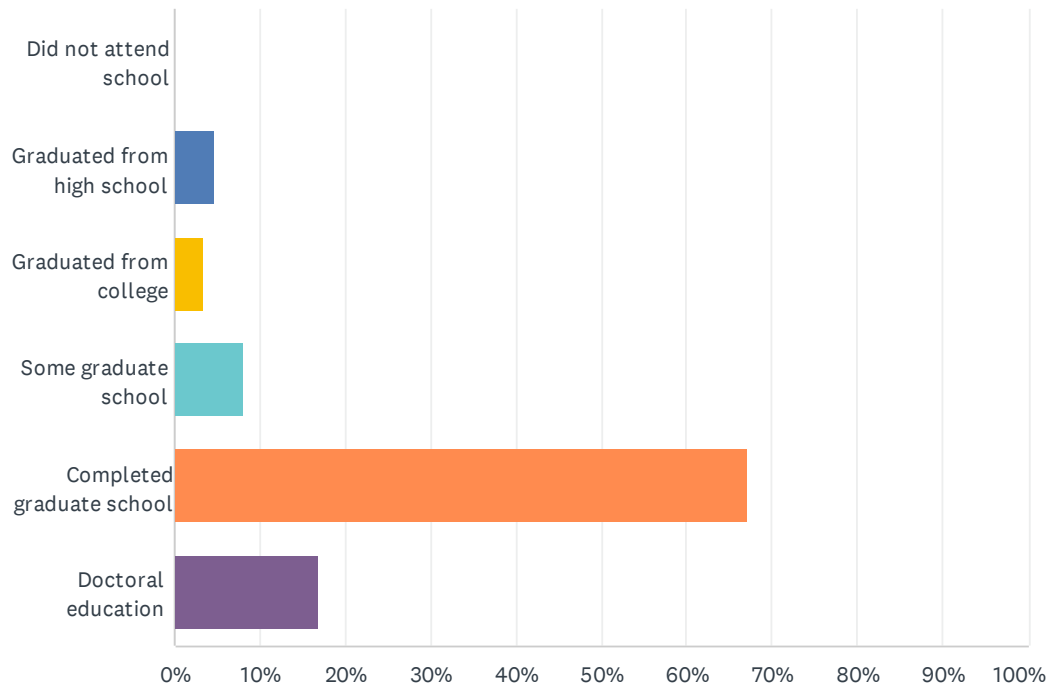
Answered: 153 Skipped: 98



ANSWER CHOICES	RESPONSES	
Mainly by paid staff	1.96%	3
Mainly by volunteers	73.20%	112
Both paid staff and volunteers	16.34%	25
Neither by paid staff or volunteers	8.50%	13
TOTAL		153

Q14 What is the highest level of education you have completed?

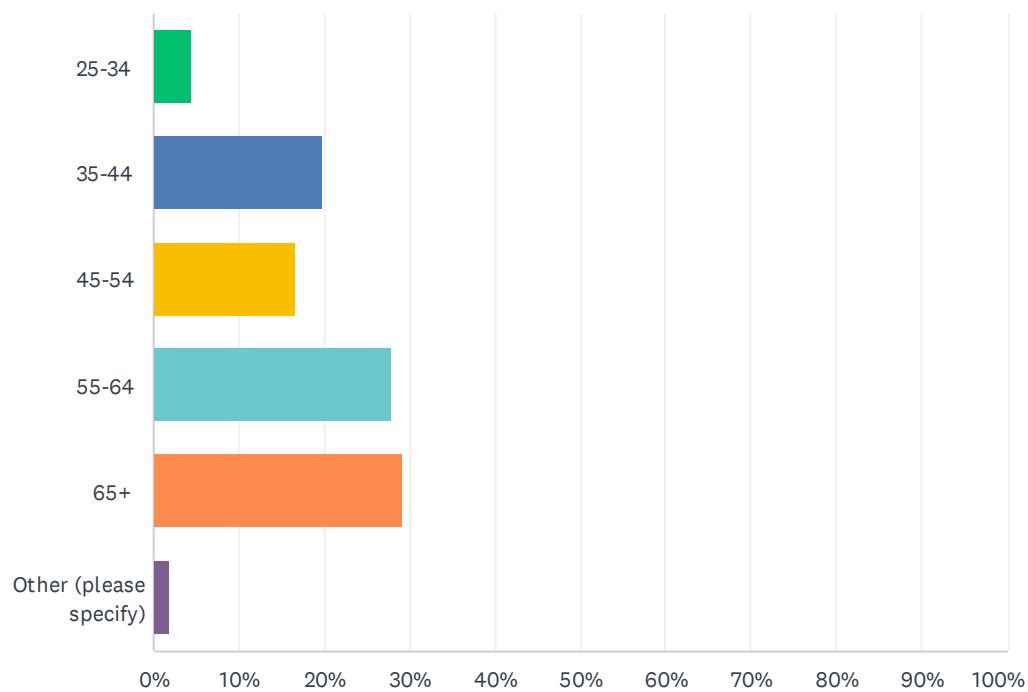
Answered: 149 Skipped: 102



ANSWER CHOICES	RESPONSES
Did not attend school	0.00% 0
Graduated from high school	4.70% 7
Graduated from college	3.36% 5
Some graduate school	8.05% 12
Completed graduate school	67.11% 100
Doctoral education	16.78% 25
TOTAL	149

Q15 What is your age?

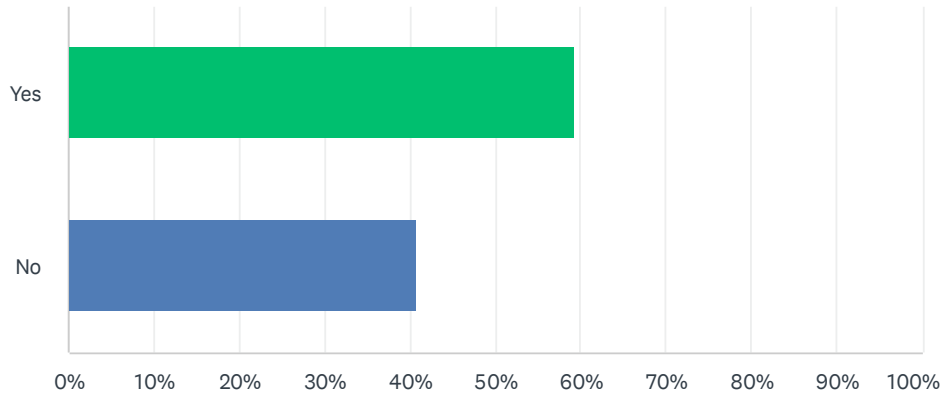
Answered: 157 Skipped: 94



ANSWER CHOICES	RESPONSES	
25-34	4.46%	7
35-44	19.75%	31
45-54	16.56%	26
55-64	28.03%	44
65+	29.30%	46
Other (please specify)	1.91%	3
TOTAL		157

Q16 May we contact you for a brief interview about youth and young adult ministries in your parish and in the wider church?

Answered: 150 Skipped: 101



ANSWER CHOICES	RESPONSES	
Yes	59.33%	89
No	40.67%	61
TOTAL		150

Q17 If yes, please enter your contact information

Answered: 88 Skipped: 163

ANSWER CHOICES	RESPONSES	
Name	98.86%	87
Company	0.00%	0
Address	0.00%	0
Address 2	0.00%	0
City/Town	0.00%	0
State/Province	0.00%	0
ZIP/Postal Code	0.00%	0
Country	0.00%	0
Email Address	97.73%	86
Phone Number	97.73%	86