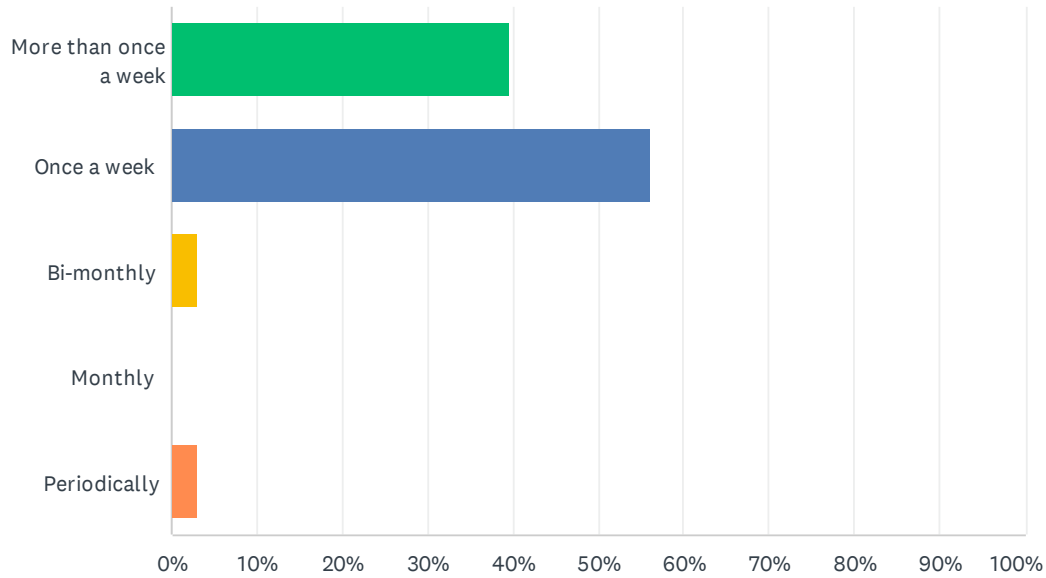


Q1 How often do you attend church?

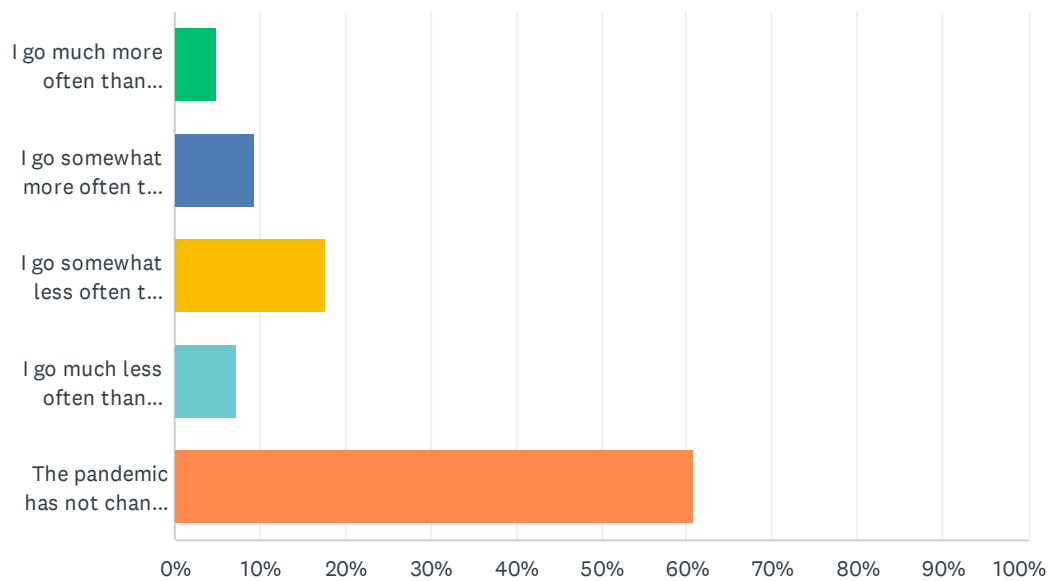
Answered: 207 Skipped: 2



ANSWER CHOICES	RESPONSES	
More than once a week	39.61%	82
Once a week	56.04%	116
Bi-monthly	2.90%	6
Monthly	0.00%	0
Periodically	2.90%	6
Total Respondents: 207		

Q2 How has the pandemic changed how often you attend church?

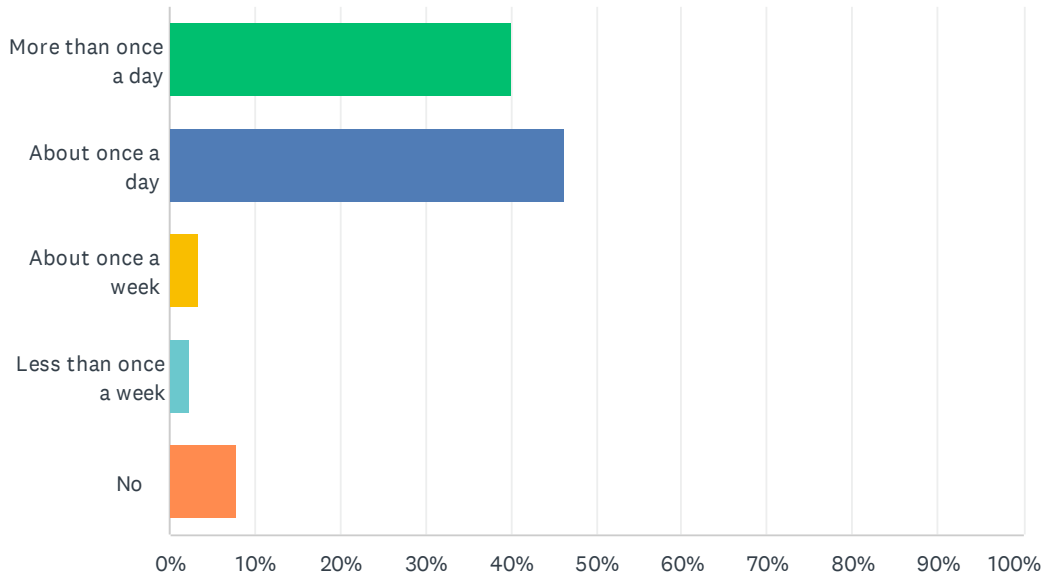
Answered: 204 Skipped: 5



ANSWER CHOICES	RESPONSES	
I go much more often than before the pandemic	4.90%	10
I go somewhat more often than before the pandemic	9.31%	19
I go somewhat less often than before the pandemic	17.65%	36
I go much less often than before the pandemic	7.35%	15
The pandemic has not changed how often I attend church	60.78%	124
TOTAL		204

Q3 Do you have a personal rule of prayer?

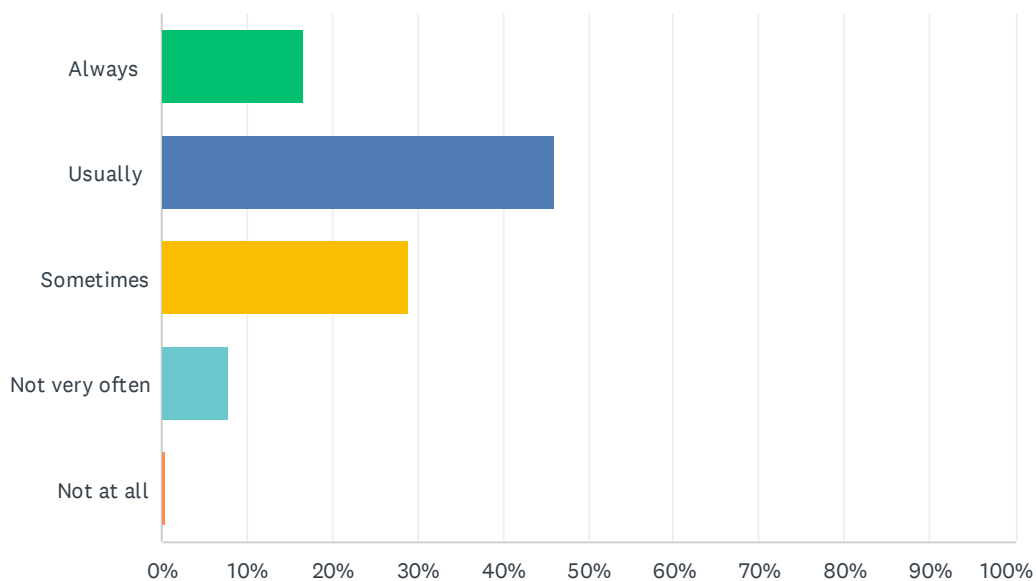
Answered: 205 Skipped: 4



ANSWER CHOICES	RESPONSES	
More than once a day	40.00%	82
About once a day	46.34%	95
About once a week	3.41%	7
Less than once a week	2.44%	5
No	7.80%	16
TOTAL		205

Q4 Do you keep the fasts of the church?

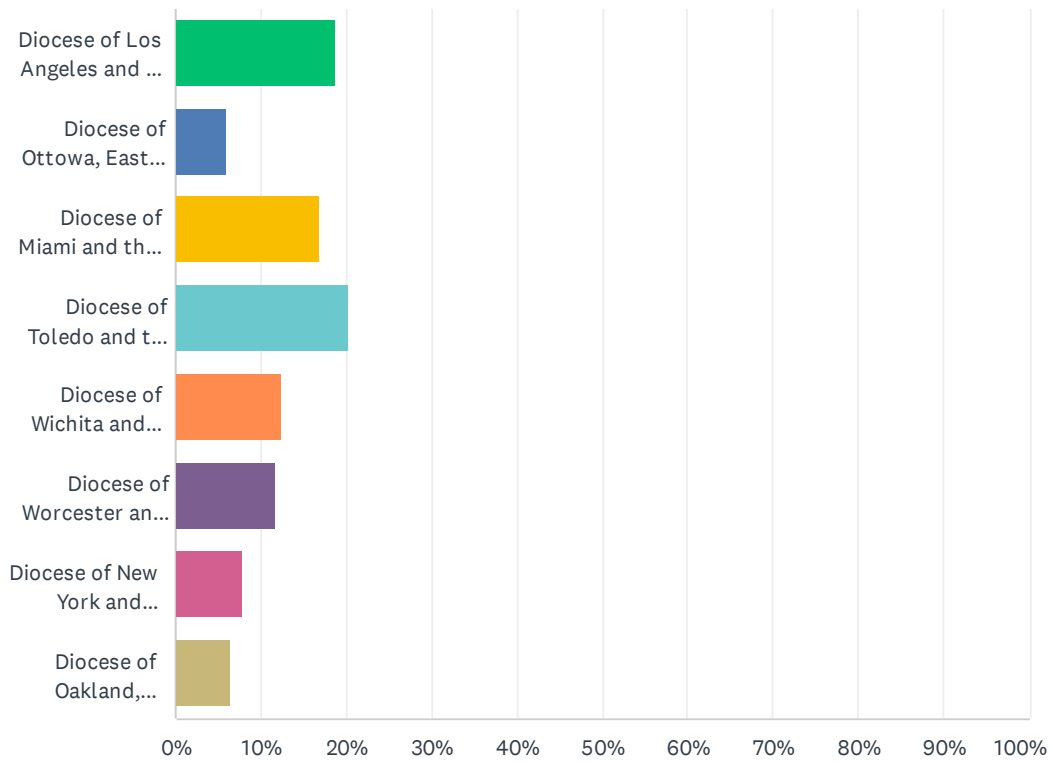
Answered: 204 Skipped: 5



ANSWER CHOICES	RESPONSES	
Always	16.67%	34
Usually	46.08%	94
Sometimes	28.92%	59
Not very often	7.84%	16
Not at all	0.49%	1
TOTAL		204

Q5 What is your diocese?

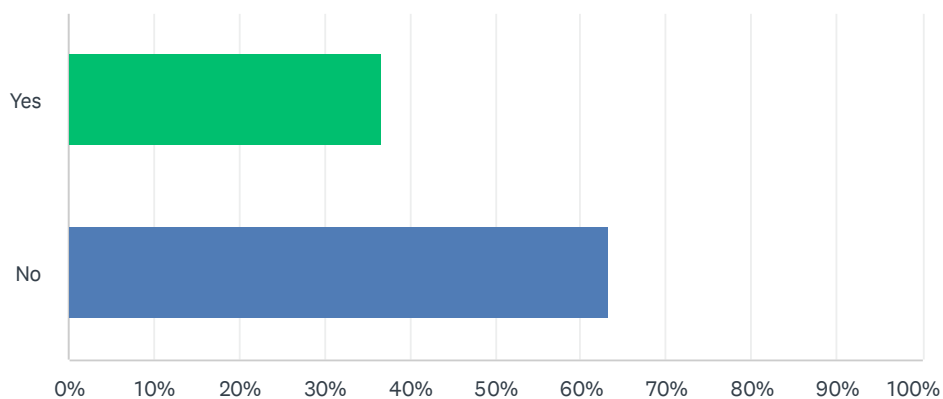
Answered: 203 Skipped: 6



ANSWER CHOICES	RESPONSES	
Diocese of Los Angeles and the West	18.72%	38
Diocese of Ottawa, Eastern Canada, and Upstate New York	5.91%	12
Diocese of Miami and the Southeast	16.75%	34
Diocese of Toledo and the Midwest	20.20%	41
Diocese of Wichita and Mid-America	12.32%	25
Diocese of Worcester and New England	11.82%	24
Diocese of New York and Washington D.C.	7.88%	16
Diocese of Oakland, Charleston, and the Mid-Atlantic	6.40%	13
TOTAL		203

Q6 Did you grow up in the Antiochian Orthodox Church?

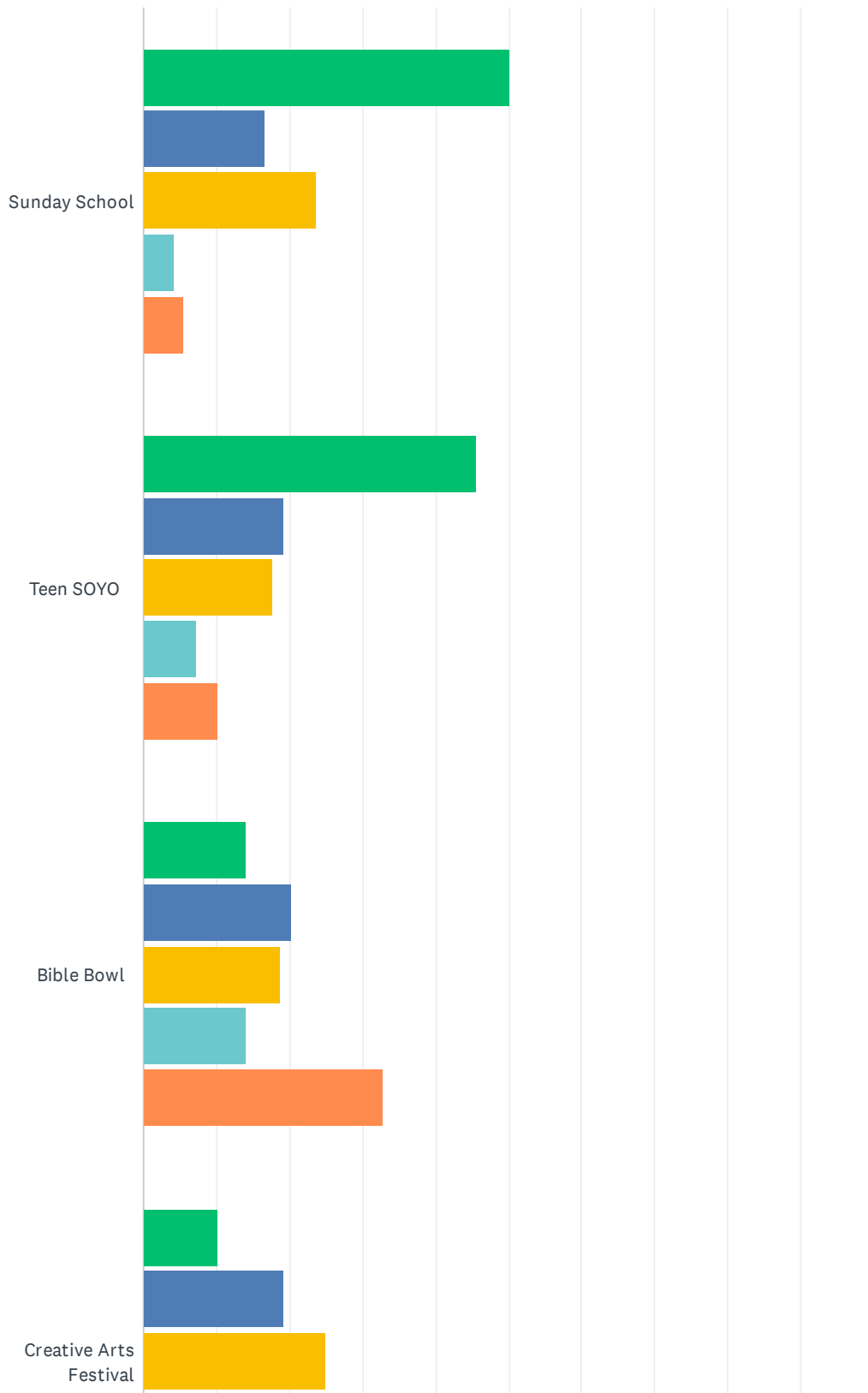
Answered: 199 Skipped: 10



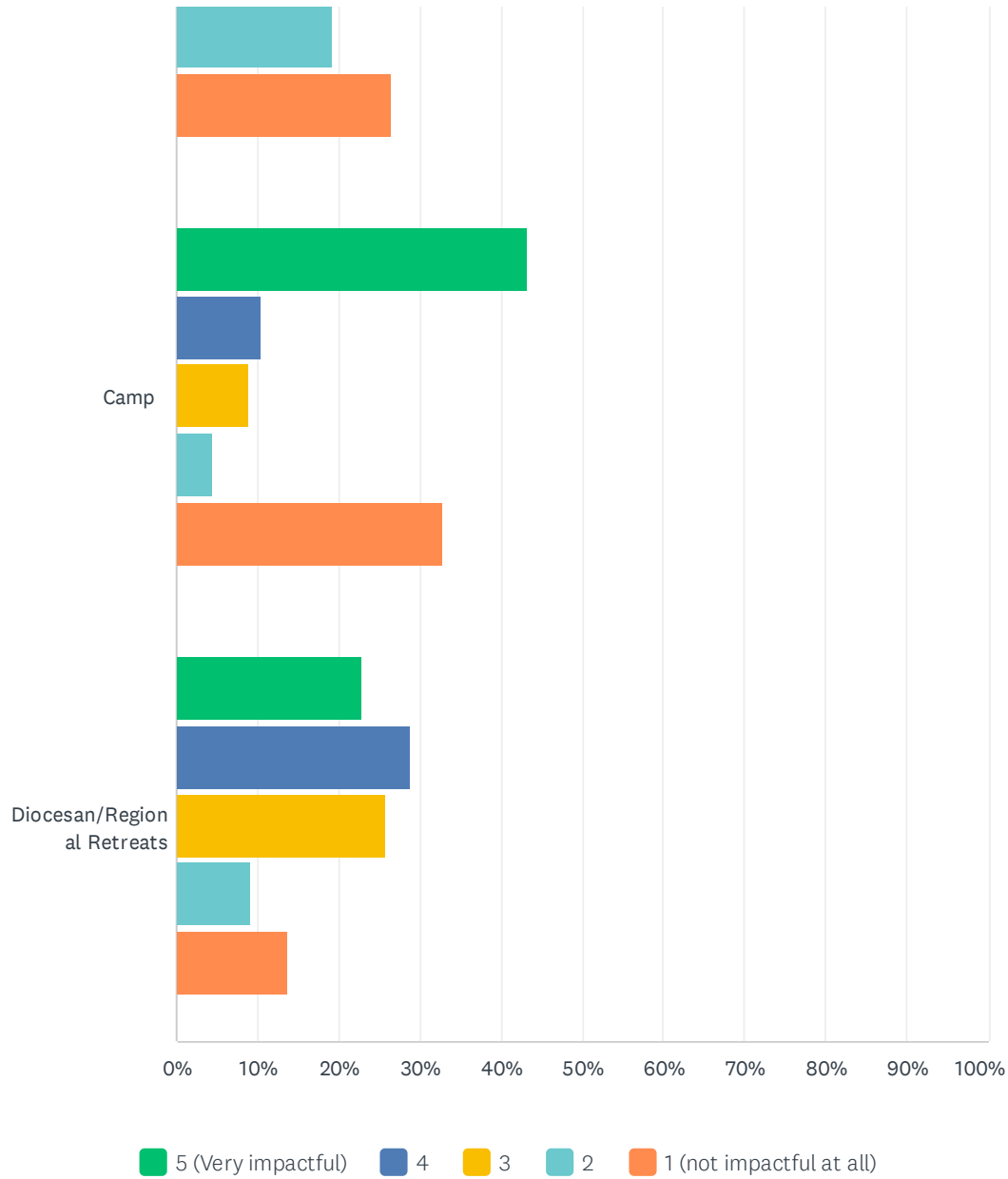
ANSWER CHOICES	RESPONSES	
Yes	36.68%	73
No	63.32%	126
TOTAL		199

Q7 Growing up in the church, how positively impactful (5 for most, 1 for least) were the following activities for your faith?

Answered: 72 Skipped: 137



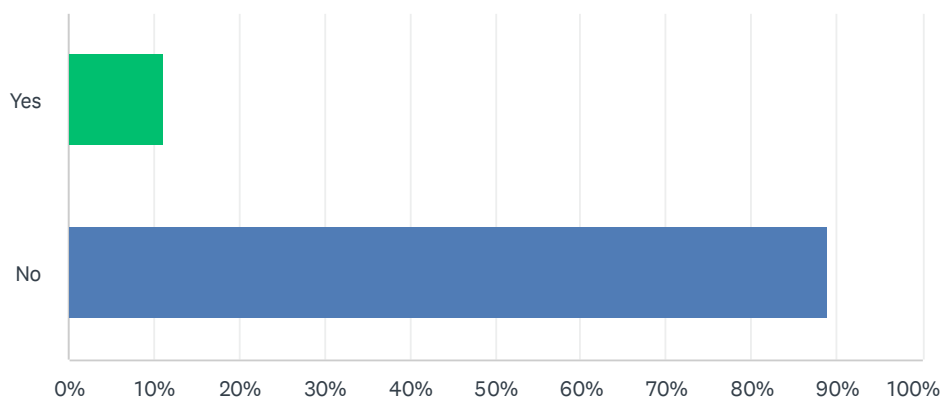
Antiochian Orthodox Christian Youth and Young Adult Ministries Survey for Sunday School Teachers



	5 (VERY IMPACTFUL)	4	3	2	1 (NOT IMPACTFUL AT ALL)	TOTAL
Sunday School	50.00% 36	16.67% 12	23.61% 17	4.17% 3	5.56% 4	72
Teen SOYO	45.59% 31	19.12% 13	17.65% 12	7.35% 5	10.29% 7	68
Bible Bowl	14.06% 9	20.31% 13	18.75% 12	14.06% 9	32.81% 21	64
Creative Arts Festival	10.29% 7	19.12% 13	25.00% 17	19.12% 13	26.47% 18	68
Camp	43.28% 29	10.45% 7	8.96% 6	4.48% 3	32.84% 22	67
Diocesan/Regional Retreats	22.73% 15	28.79% 19	25.76% 17	9.09% 6	13.64% 9	66

Q8 Have you served on camp staff at an Archdiocese camp?

Answered: 199 Skipped: 10



ANSWER CHOICES	RESPONSES
Yes	11.06% 22
No	88.94% 177
TOTAL	199

Q9 Do you have children?

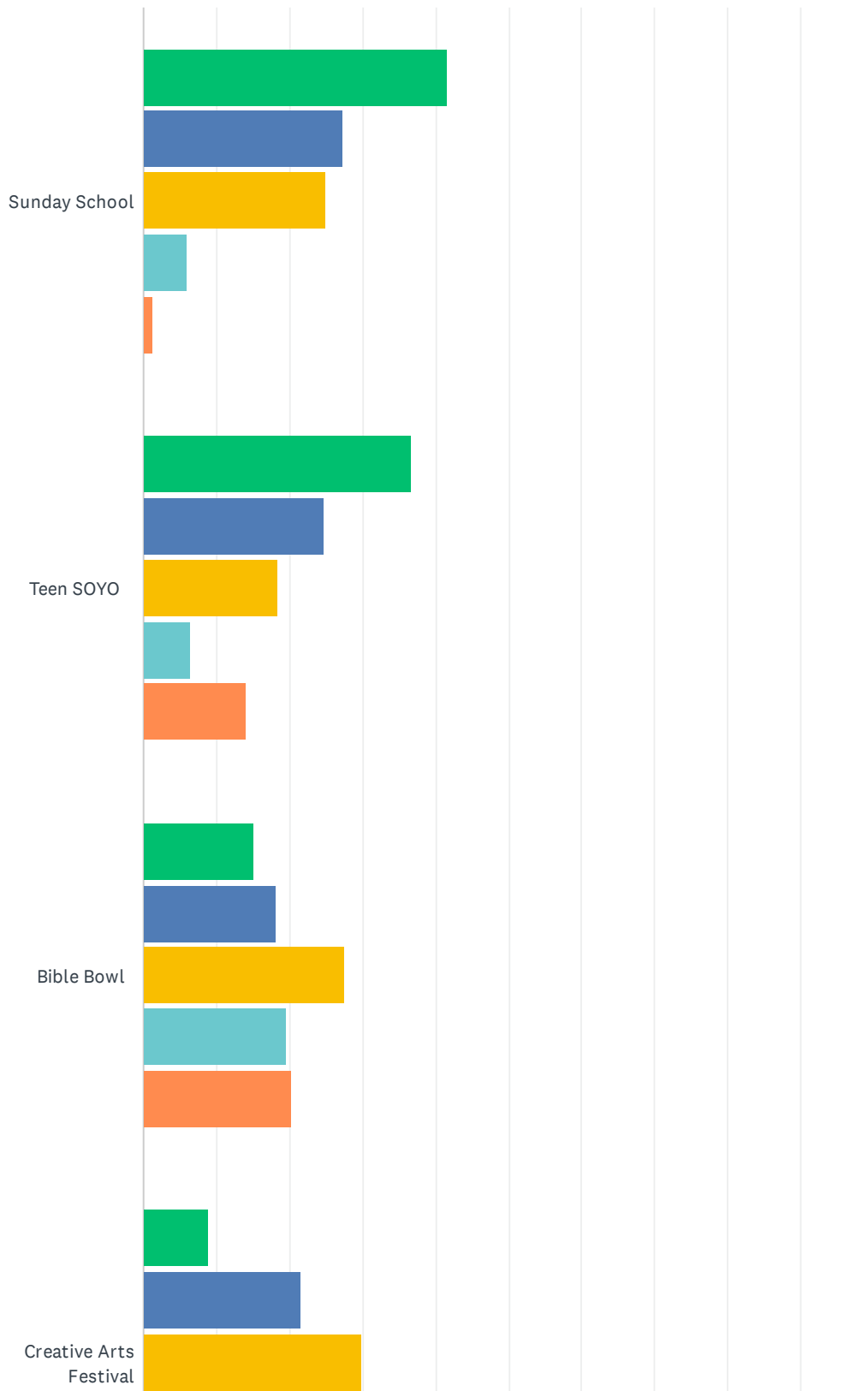
Answered: 195 Skipped: 14

Q10 If so, how many and what are their ages?

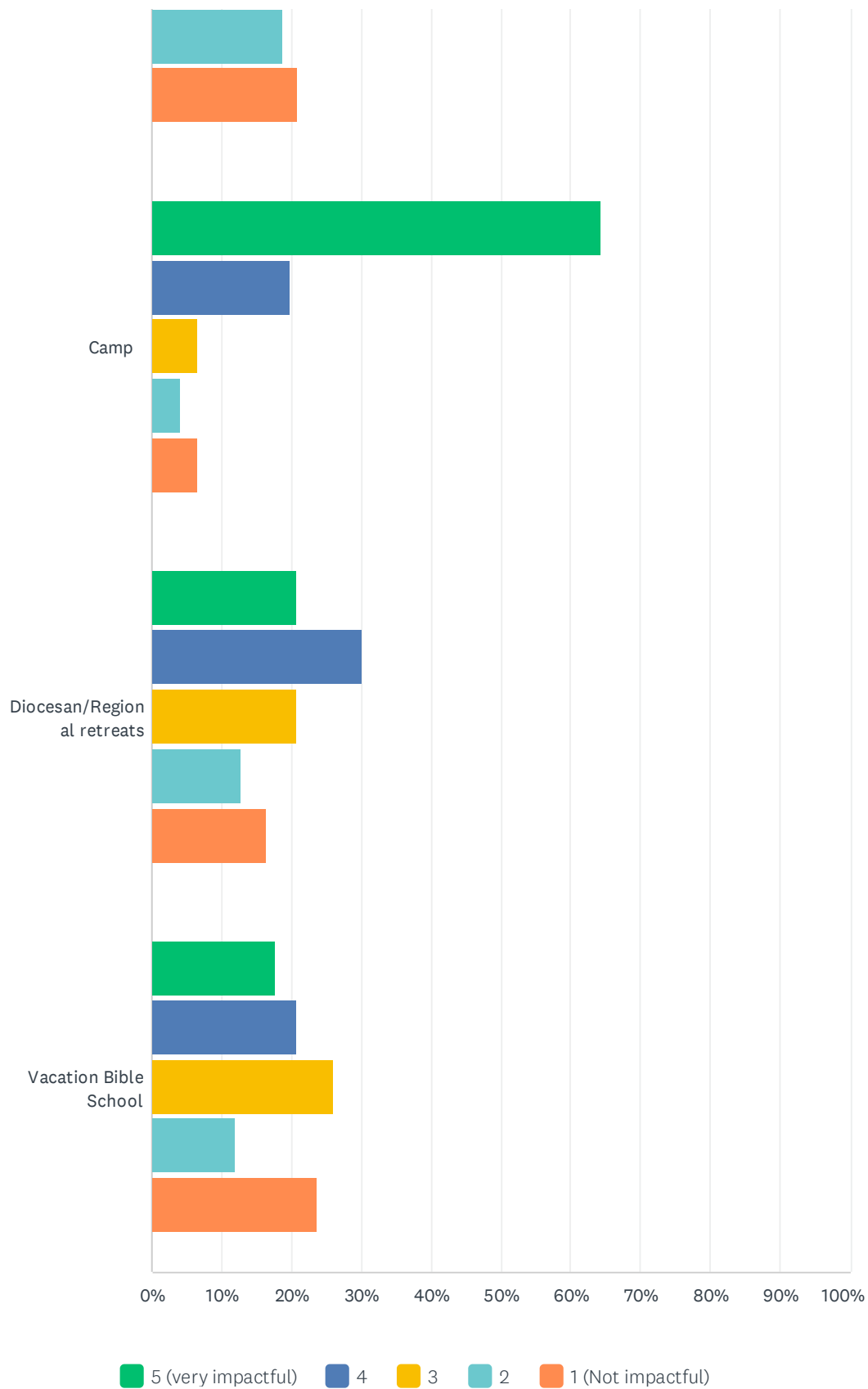
Answered: 168 Skipped: 41

Q11 Of the following activities, how would you rate their positive impact (5 for most impactful, 1 for least)?

Answered: 169 Skipped: 40



Antiochian Orthodox Christian Youth and Young Adult Ministries Survey for Sunday School Teachers



Antiochian Orthodox Christian Youth and Young Adult Ministries Survey for Sunday School Teachers

	5 (VERY IMPACTFUL)	4	3	2	1 (NOT IMPACTFUL)	TOTAL RESPONDENTS
Sunday School	41.67% 70	27.38% 46	25.00% 42	5.95% 10	1.19% 2	168
Teen SOYO	36.62% 52	24.65% 35	18.31% 26	6.34% 9	14.08% 20	142
Bible Bowl	15.22% 21	18.12% 25	27.54% 38	19.57% 27	20.29% 28	138
Creative Arts Festival	9.03% 13	21.53% 31	29.86% 43	18.75% 27	20.83% 30	144
Camp	64.47% 98	19.74% 30	6.58% 10	3.95% 6	6.58% 10	152
Diocesan/Regional retreats	20.71% 29	30.00% 42	20.71% 29	12.86% 18	16.43% 23	140
Vacation Bible School	17.78% 24	20.74% 28	25.93% 35	11.85% 16	23.70% 32	135

Q12 For the activities above that were most positively impactful, what made them so?

Answered: 114 Skipped: 95

Q13 For the activities above that were not positively impactful, why were they not?

Answered: 85 Skipped: 124

Q14 What is the average attendance in your Sunday School Class?

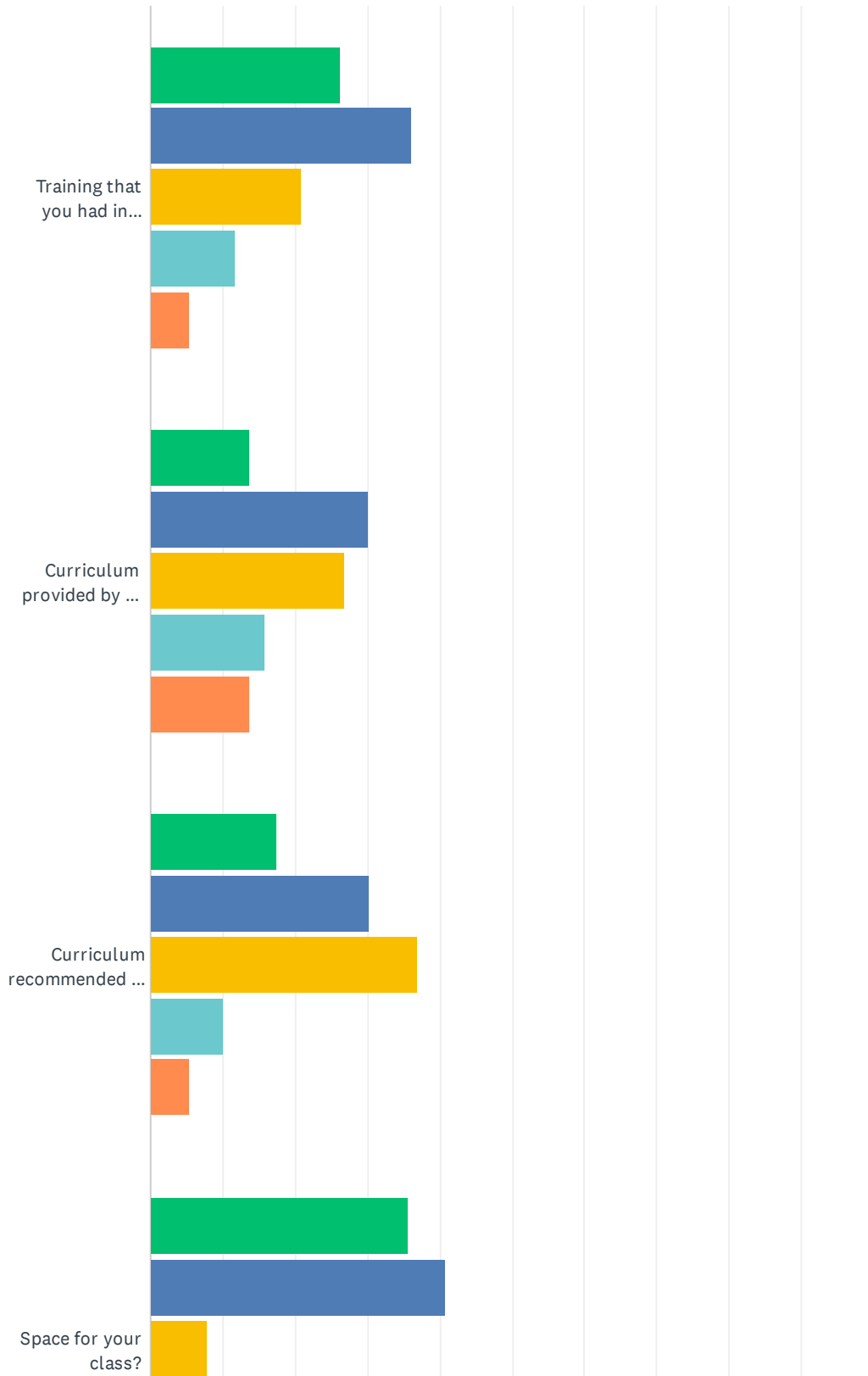
Answered: 149 Skipped: 60

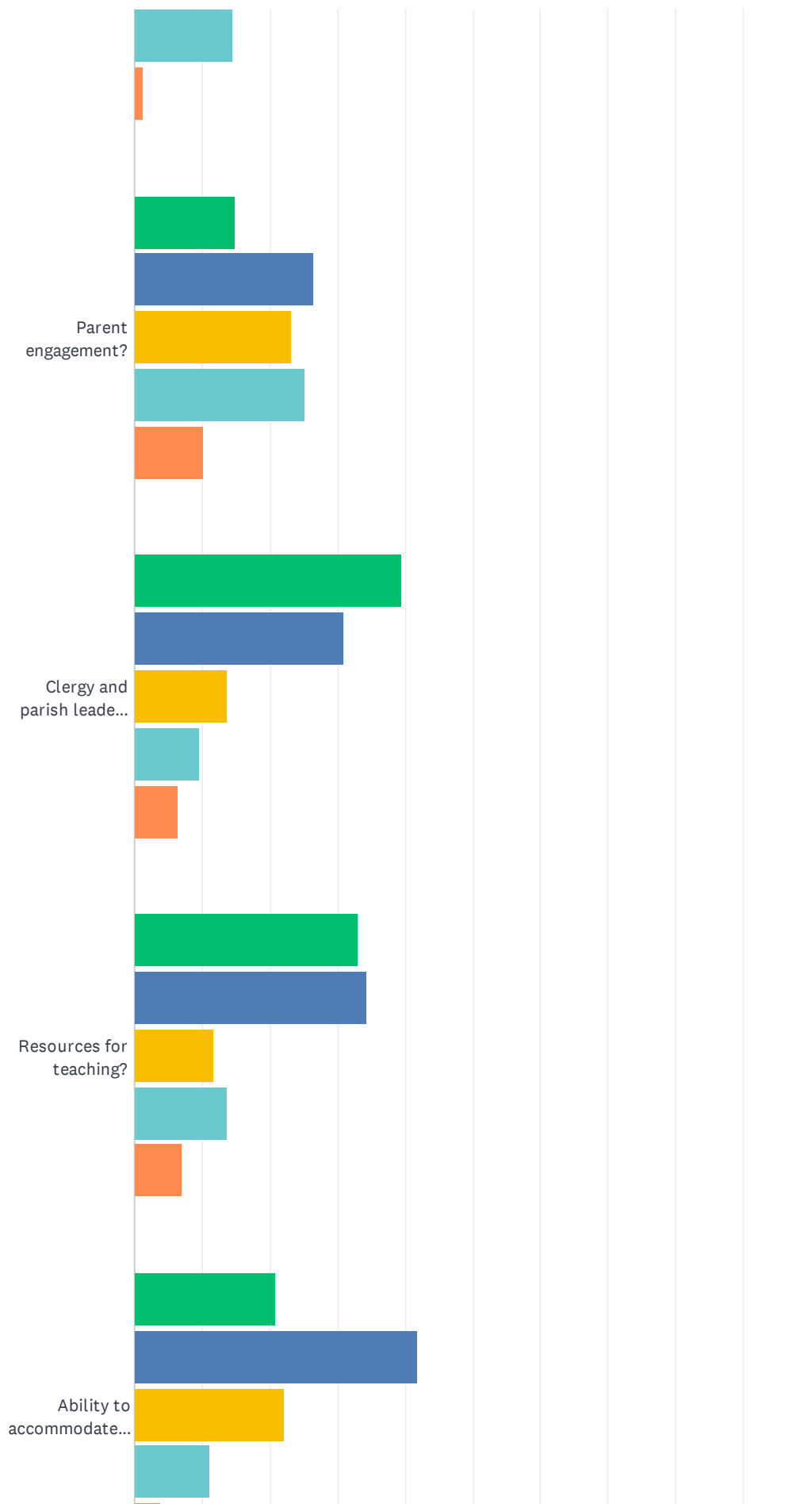
Q15 What ages/grades does your Sunday school class encompass?

Answered: 151 Skipped: 58

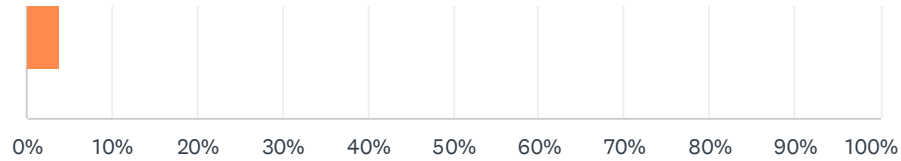
Q16 In your Sunday School setting, how would you rank your level of satisfaction with the following:

Answered: 156 Skipped: 53





Antiochian Orthodox Christian Youth and Young Adult Ministries Survey for Sunday School Teachers



■ Very satisfied ■ Mostly satisfied ■ Not sure
■ Somewhat dissatisfied ■ Very dissatisfied

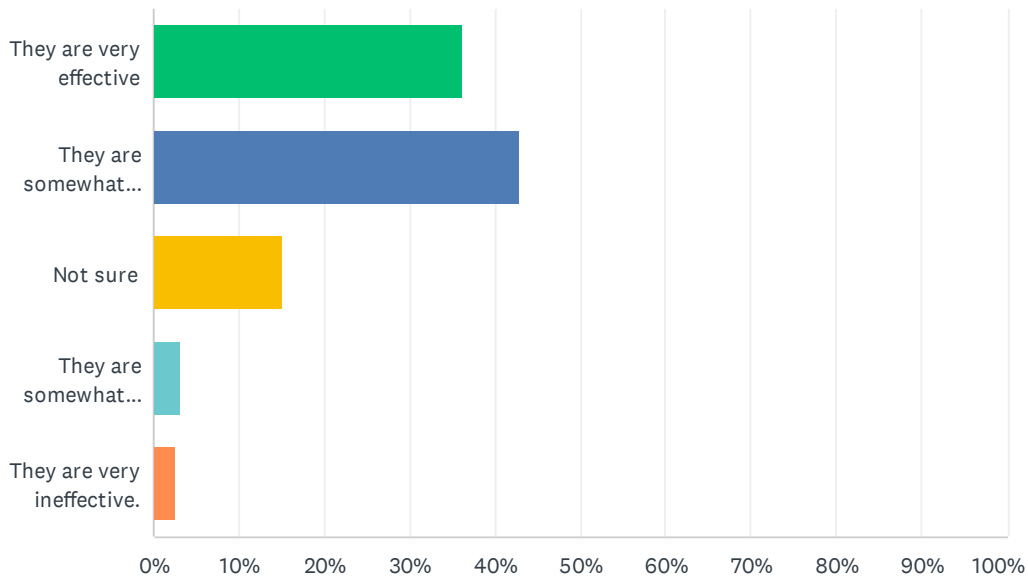
	VERY SATISFIED	MOSTLY SATISFIED	NOT SURE	SOMEWHAT DISSATISFIED	VERY DISSATISFIED	TOTAL
Training that you had in order to teach?	26.14% 40	35.95% 55	20.92% 32	11.76% 18	5.23% 8	153
Curriculum provided by the DCE (Orthodox Christian Education Commission)	13.73% 21	30.07% 46	26.80% 41	15.69% 24	13.73% 21	153
Curriculum recommended for use by the DCE (e.g. Greek Archdiocese, Catechism of the Good Shepherd, etc.)?	17.45% 26	30.20% 45	36.91% 55	10.07% 15	5.37% 8	149
Space for your class?	35.53% 54	40.79% 62	7.89% 12	14.47% 22	1.32% 2	152
Parent engagement?	14.84% 23	26.45% 41	23.23% 36	25.16% 39	10.32% 16	155
Clergy and parish leader engagement?	39.35% 61	30.97% 48	13.55% 21	9.68% 15	6.45% 10	155
Resources for teaching?	33.12% 51	34.42% 53	11.69% 18	13.64% 21	7.14% 11	154
Ability to accommodate different needs and learning styles?	20.92% 32	41.83% 64	22.22% 34	11.11% 17	3.92% 6	153

Q17 What Sunday school curriculum(s) are you using?

Answered: 133 Skipped: 76

Q18 How would you rate the effectiveness of the curriculums you use?

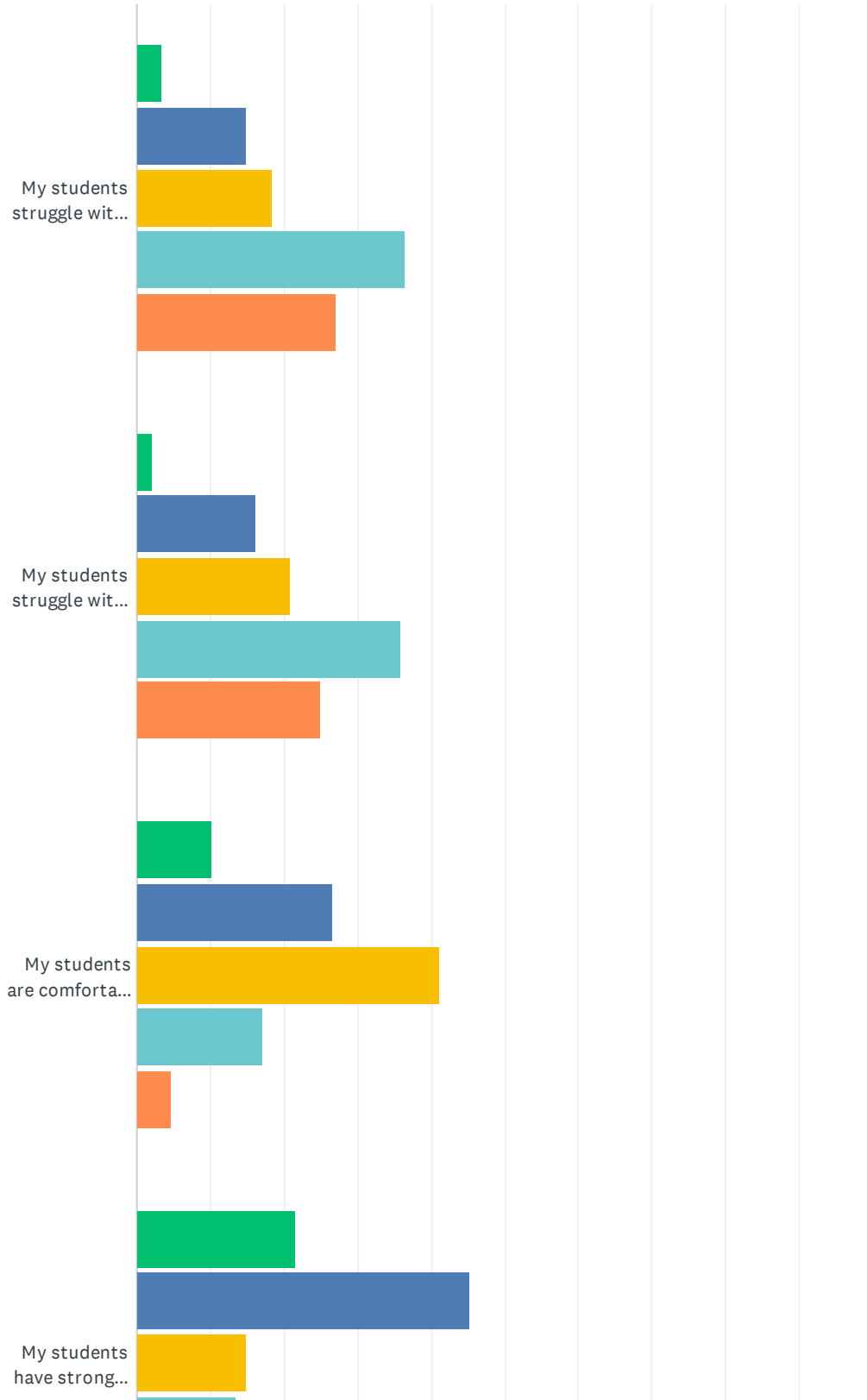
Answered: 152 Skipped: 57



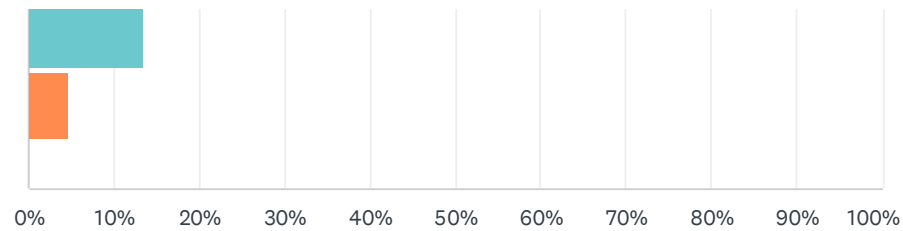
ANSWER CHOICES	RESPONSES	
They are very effective	36.18%	55
They are somewhat effective	42.76%	65
Not sure	15.13%	23
They are somewhat ineffective	3.29%	5
They are very ineffective.	2.63%	4
TOTAL		152

Q19 Please rank your agreement with the following statements about your students, based on your observations.

Answered: 148 Skipped: 61



Antiochian Orthodox Christian Youth and Young Adult Ministries Survey for Sunday School Teachers



■ Completely agree ■ Somewhat agree ■ Not sure
■ Somewhat disagree ■ Completely disagree

	COMPLETELY AGREE	SOMEWHAT AGREE	NOT SURE	SOMEWHAT DISAGREE	COMPLETELY DISAGREE	TOTAL
My students struggle with believing the theological teachings of the church.	3.38% 5	14.86% 22	18.24% 27	36.49% 54	27.03% 40	148
My students struggle with believing the moral teachings of the church.	2.03% 3	16.22% 24	20.95% 31	35.81% 53	25.00% 37	148
My students are comfortable turning to a priest when they find themselves struggling or having questions.	10.27% 15	26.71% 39	41.10% 60	17.12% 25	4.79% 7	146
My students have strong peer relationships in the church.	21.62% 32	45.27% 67	14.86% 22	13.51% 20	4.73% 7	148

Q20 What are the greatest challenges you see in ministering to our youth and young adults?

Answered: 118 Skipped: 91

Q21 What are the greatest needs you see for ministering to our youth and young adults?

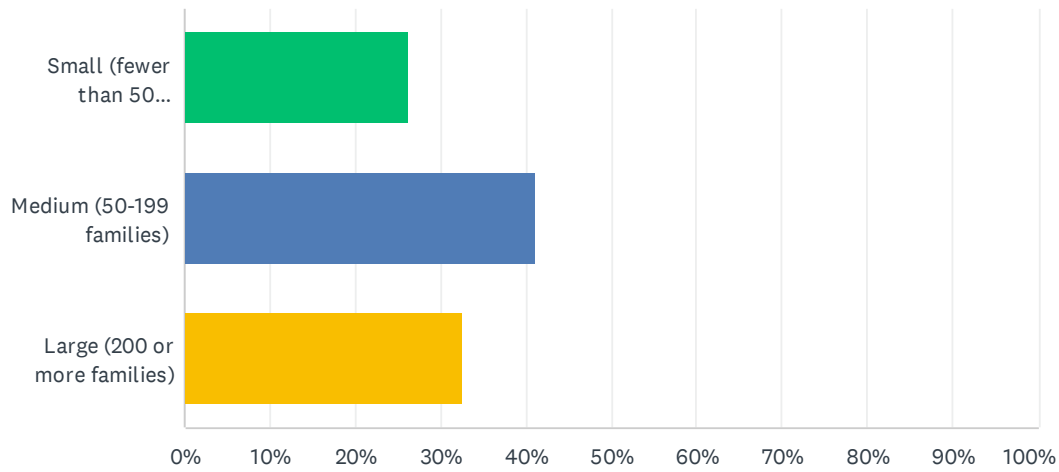
Answered: 104 Skipped: 105

Q22 In your estimation, how has the recent pandemic affected our youth and young adult ministry?

Answered: 112 Skipped: 97

Q23 How large is your parish?

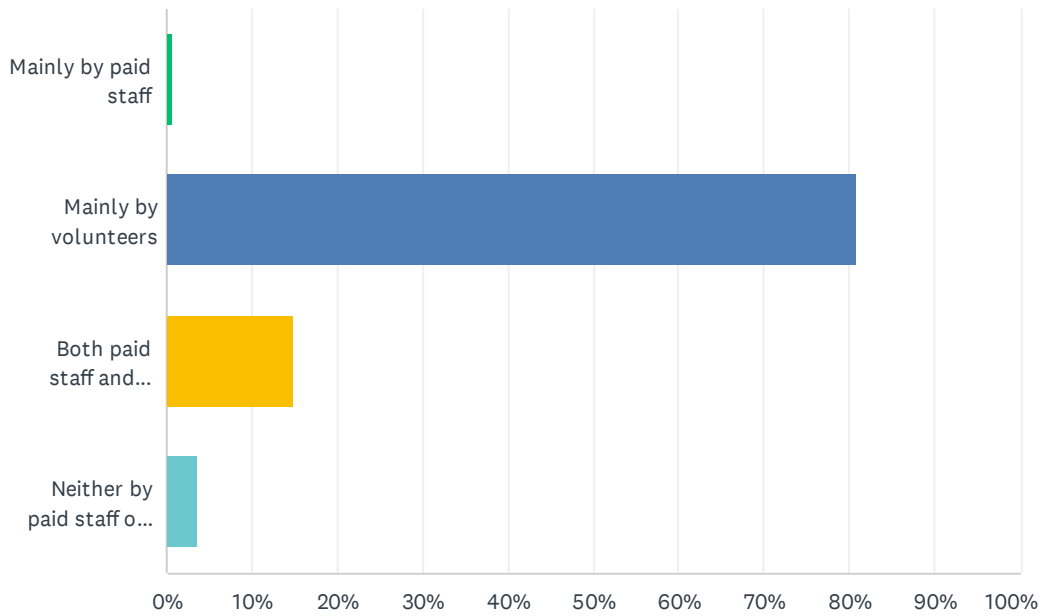
Answered: 141 Skipped: 68



ANSWER CHOICES	RESPONSES	
Small (fewer than 50 families)	26.24%	37
Medium (50-199 families)	41.13%	58
Large (200 or more families)	32.62%	46
TOTAL		141

Q24 Is youth ministry in your parish done by paid staff or volunteers?

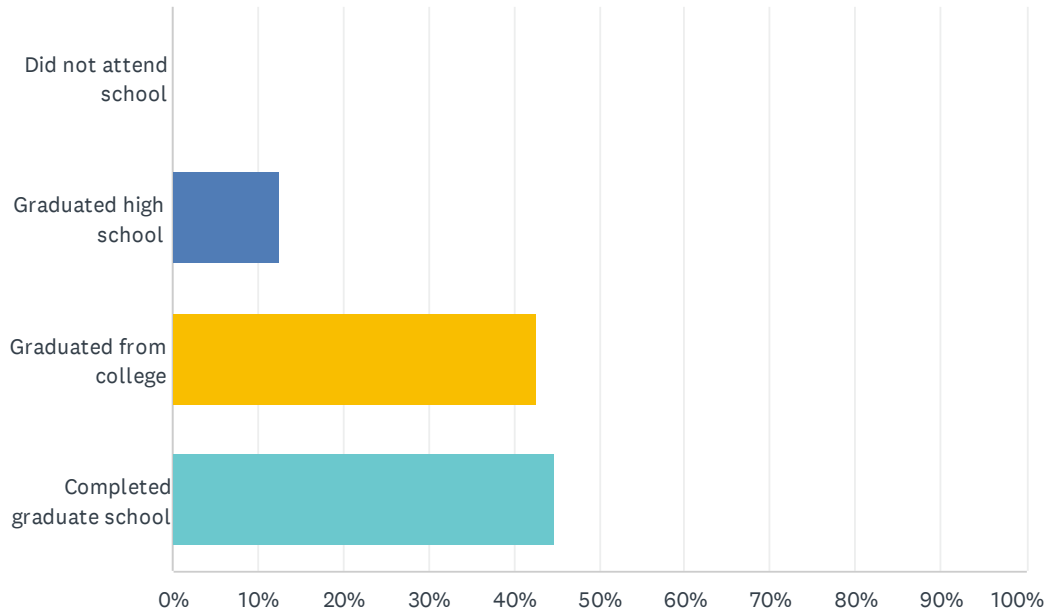
Answered: 141 Skipped: 68



ANSWER CHOICES	RESPONSES	
Mainly by paid staff	0.71%	1
Mainly by volunteers	80.85%	114
Both paid staff and volunteers	14.89%	21
Neither by paid staff or volunteers	3.55%	5
TOTAL		141

Q25 What is the highest level of education you have completed?

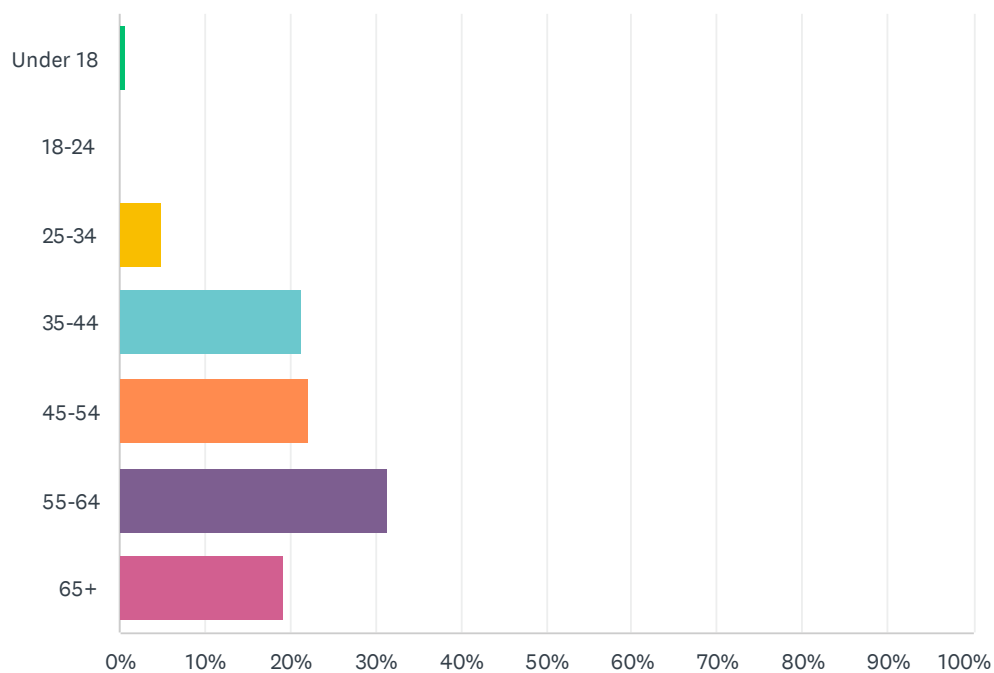
Answered: 136 Skipped: 73



ANSWER CHOICES	RESPONSES	
Did not attend school	0.00%	0
Graduated high school	12.50%	17
Graduated from college	42.65%	58
Completed graduate school	44.85%	61
TOTAL		136

Q26 What is your age?

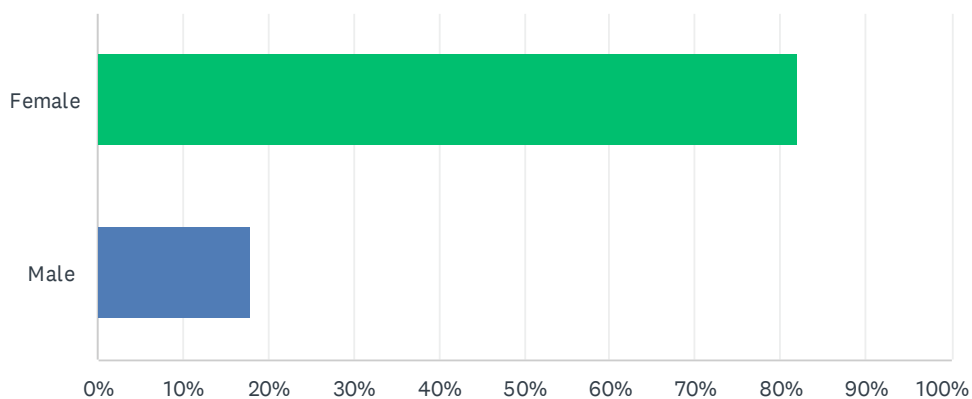
Answered: 140 Skipped: 69



ANSWER CHOICES	RESPONSES	
Under 18	0.71%	1
18-24	0.00%	0
25-34	5.00%	7
35-44	21.43%	30
45-54	22.14%	31
55-64	31.43%	44
65+	19.29%	27
TOTAL		140

Q27 What is your gender?

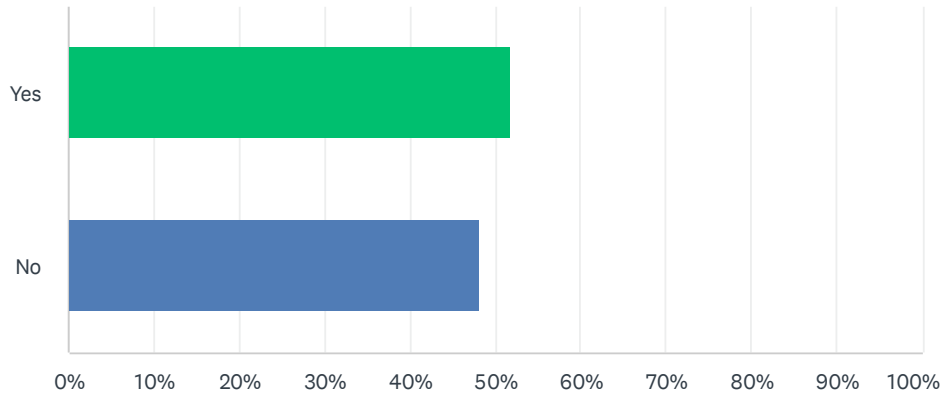
Answered: 139 Skipped: 70



ANSWER CHOICES	RESPONSES	
Female	82.01%	114
Male	17.99%	25
TOTAL		139

Q28 May we contact you for a brief interview about youth and young adult ministries in your parish and in the wider church?

Answered: 137 Skipped: 72



ANSWER CHOICES	RESPONSES	
Yes	51.82%	71
No	48.18%	66
TOTAL		137

Q29 If yes, please enter your contact information

Answered: 67 Skipped: 142

ANSWER CHOICES	RESPONSES	
Name	98.51%	66
Company	0.00%	0
Address	0.00%	0
Address 2	0.00%	0
City/Town	0.00%	0
State/Province	0.00%	0
ZIP/Postal Code	0.00%	0
Country	0.00%	0
Email Address	98.51%	66
Phone Number	95.52%	64