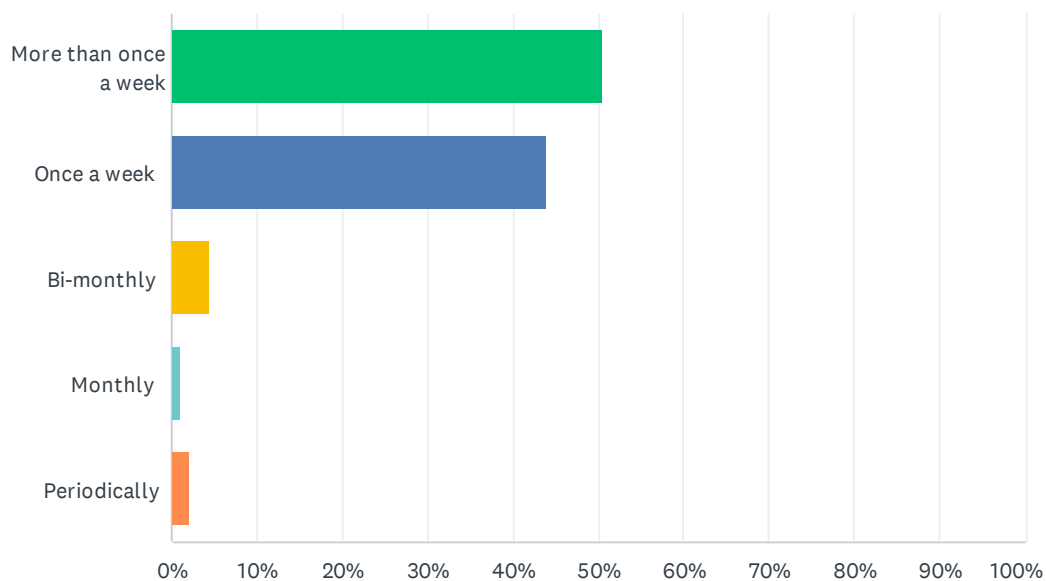


Q1 How often do you attend church?

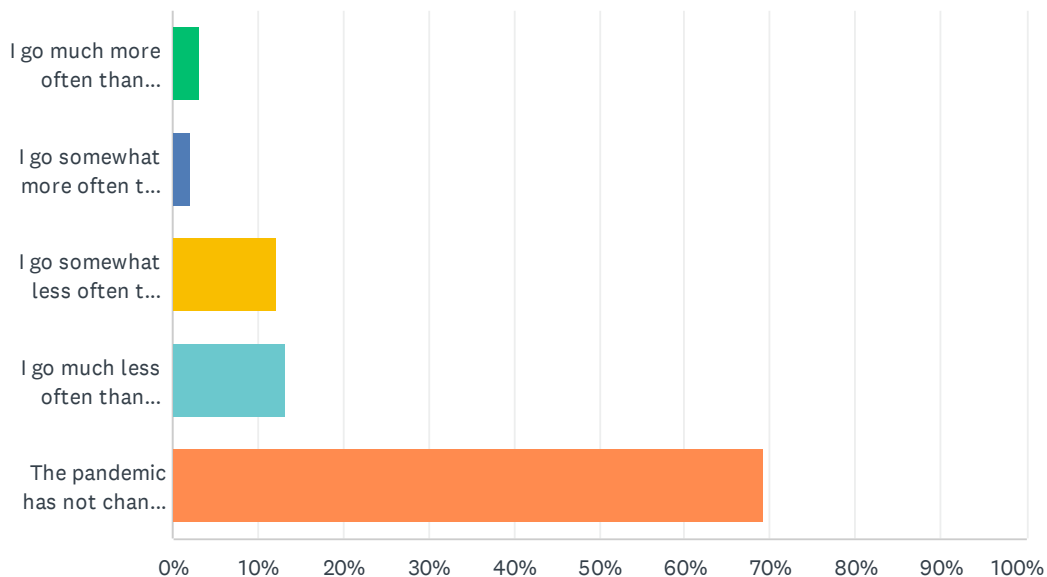
Answered: 91 Skipped: 2



ANSWER CHOICES	RESPONSES	
More than once a week	50.55%	46
Once a week	43.96%	40
Bi-monthly	4.40%	4
Monthly	1.10%	1
Periodically	2.20%	2
Total Respondents: 91		

Q2 How has the pandemic changed the frequency of your church attendance?

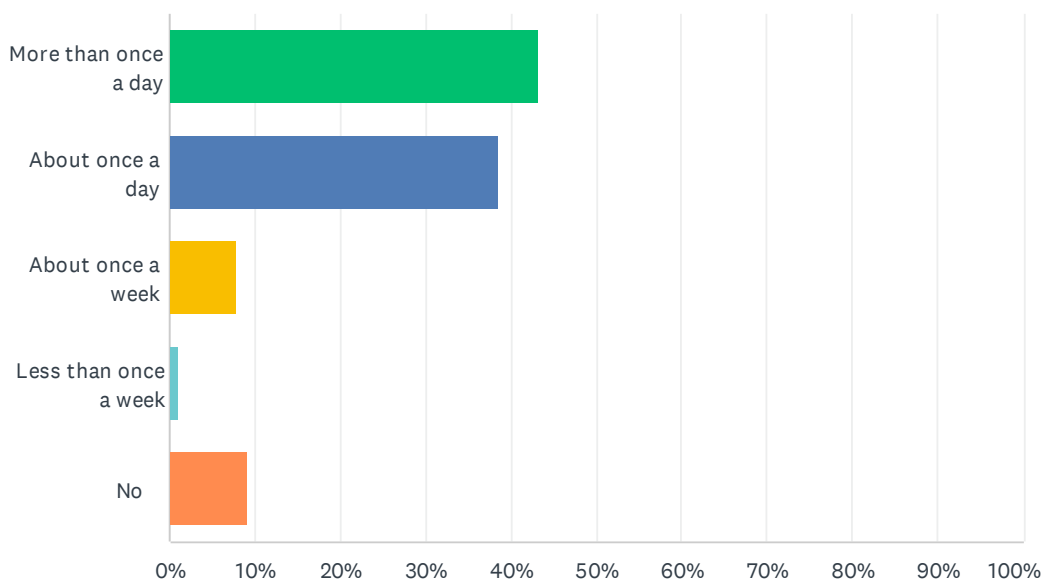
Answered: 91 Skipped: 2



ANSWER CHOICES	RESPONSES	
I go much more often than before the pandemic	3.30%	3
I go somewhat more often than before the pandemic	2.20%	2
I go somewhat less often than before the pandemic	12.09%	11
I go much less often than before the pandemic	13.19%	12
The pandemic has not changed how often I attend church	69.23%	63
TOTAL		91

Q3 Do you have a personal rule of prayer?

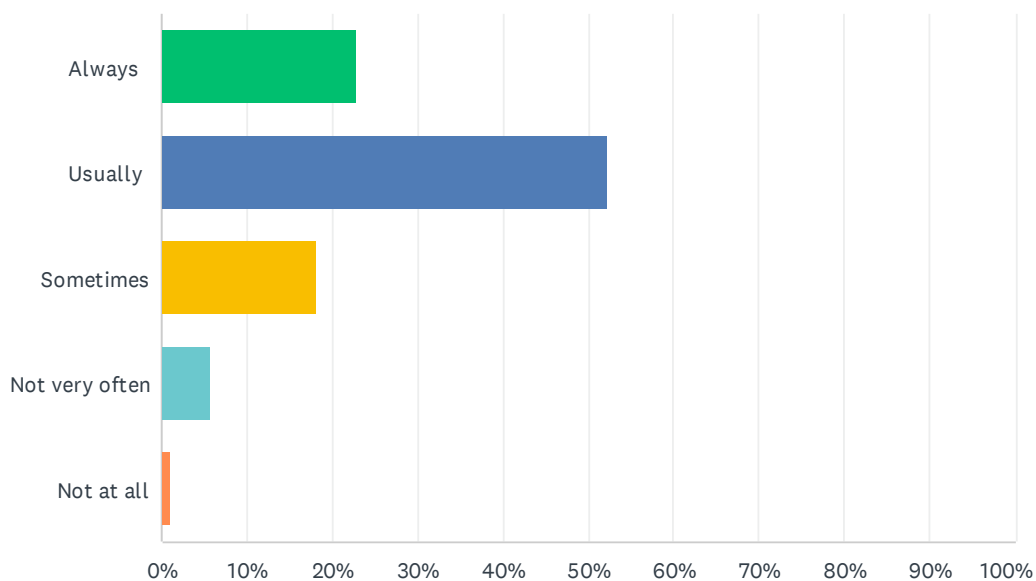
Answered: 88 Skipped: 5



ANSWER CHOICES	RESPONSES	
More than once a day	43.18%	38
About once a day	38.64%	34
About once a week	7.95%	7
Less than once a week	1.14%	1
No	9.09%	8
TOTAL		88

Q4 Do you keep the fasts of the church?

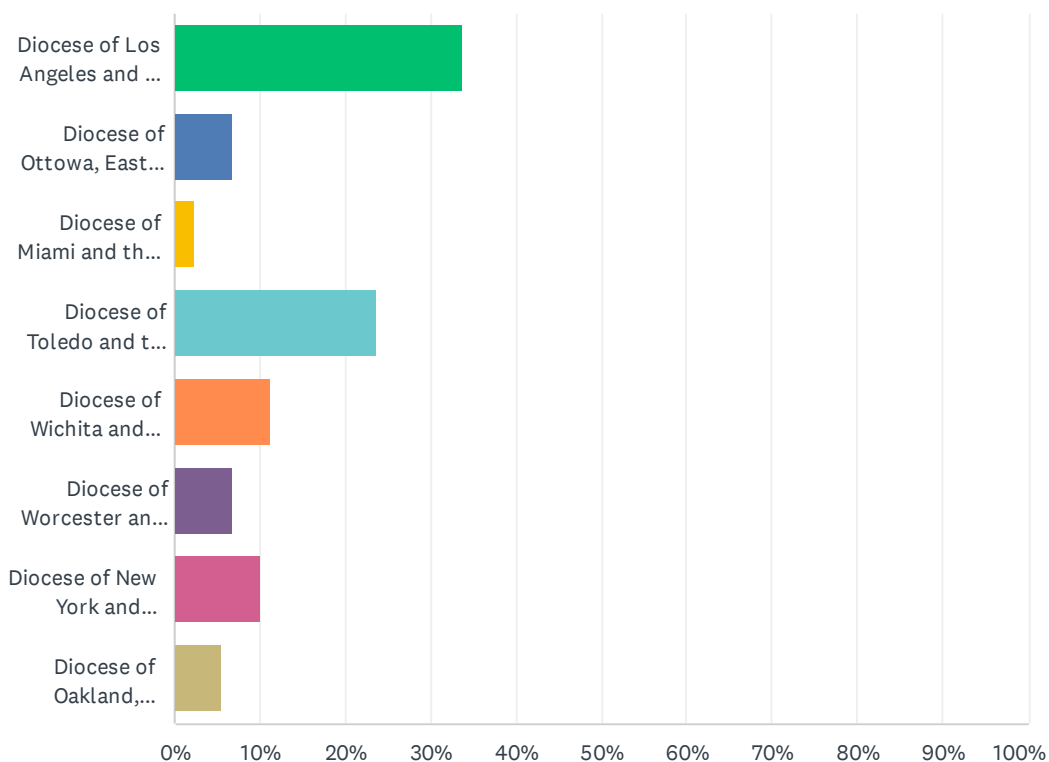
Answered: 88 Skipped: 5



ANSWER CHOICES	RESPONSES	
Always	22.73%	20
Usually	52.27%	46
Sometimes	18.18%	16
Not very often	5.68%	5
Not at all	1.14%	1
TOTAL		88

Q5 What is your diocese?

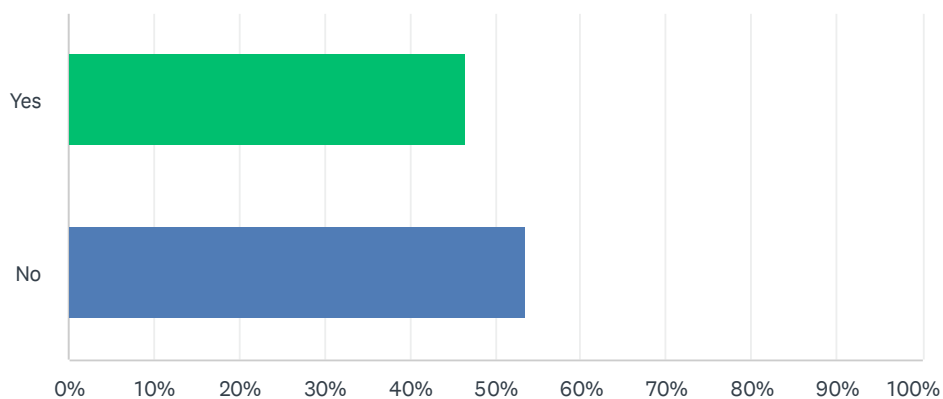
Answered: 89 Skipped: 4



ANSWER CHOICES	RESPONSES	
Diocese of Los Angeles and the West	33.71%	30
Diocese of Ottawa, Eastern Canada, and Upstate New York	6.74%	6
Diocese of Miami and the Southeast	2.25%	2
Diocese of Toledo and the Midwest	23.60%	21
Diocese of Wichita and Mid-America	11.24%	10
Diocese of Worcester and New England	6.74%	6
Diocese of New York and Washington D.C.	10.11%	9
Diocese of Oakland, Charleston, and the Mid-Atlantic	5.62%	5
TOTAL		89

Q6 Did you grow up in the Antiochian Orthodox Church?

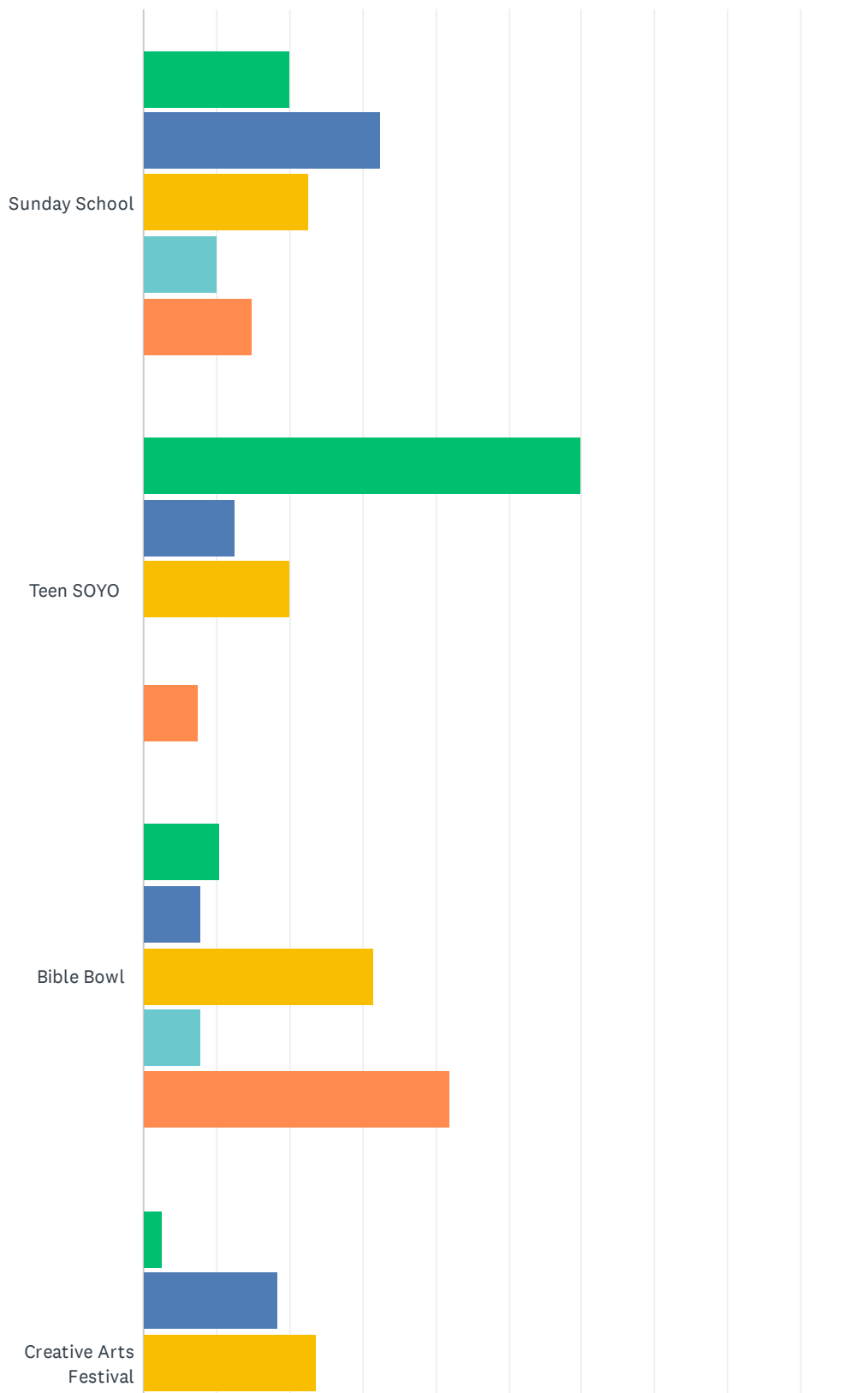
Answered: 86 Skipped: 7



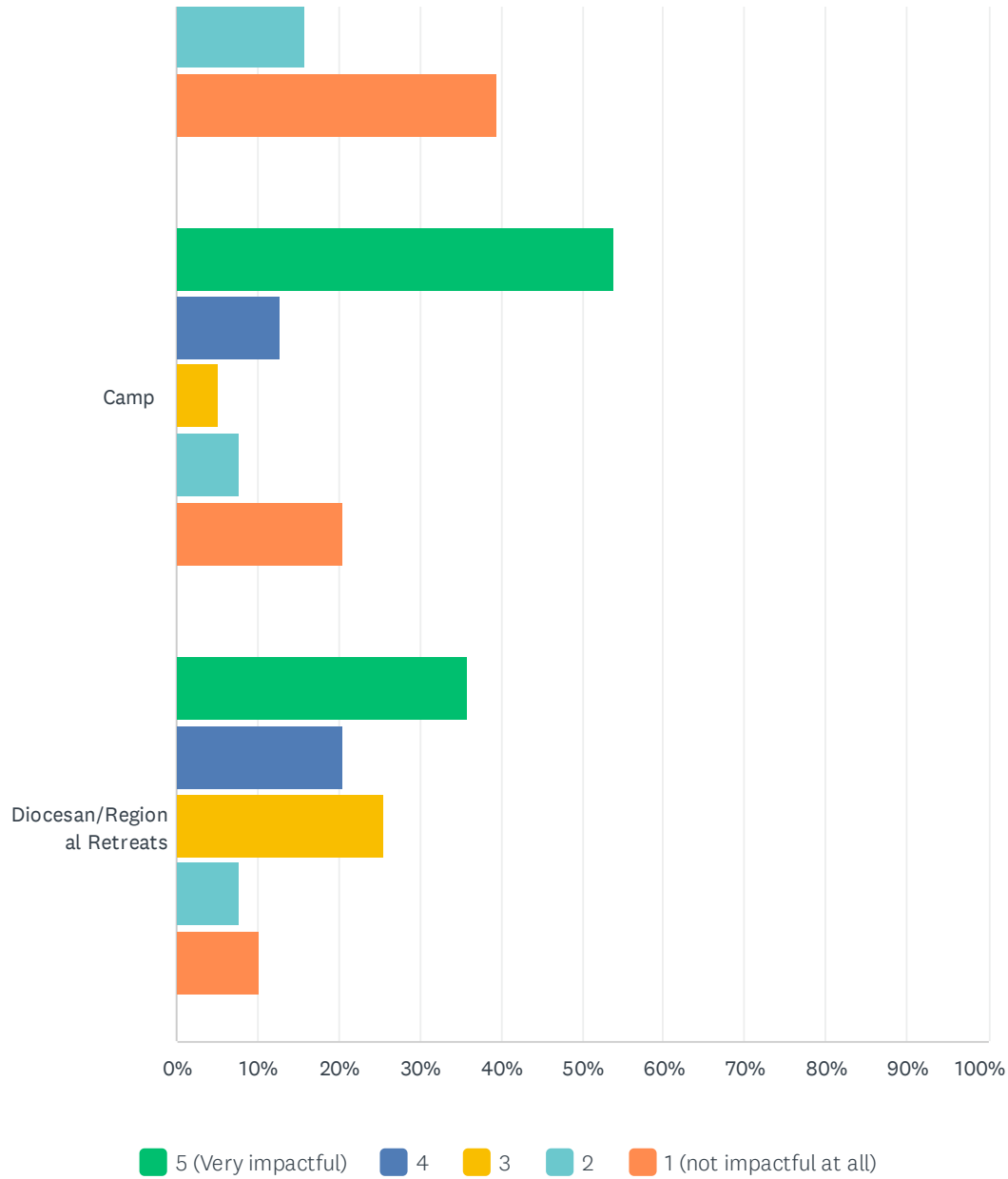
ANSWER CHOICES	RESPONSES	
Yes	46.51%	40
No	53.49%	46
TOTAL		86

Q7 Growing up in the church, how positively impactful (5 for most, 1 for least) were the following activities for your faith?

Answered: 41 Skipped: 52



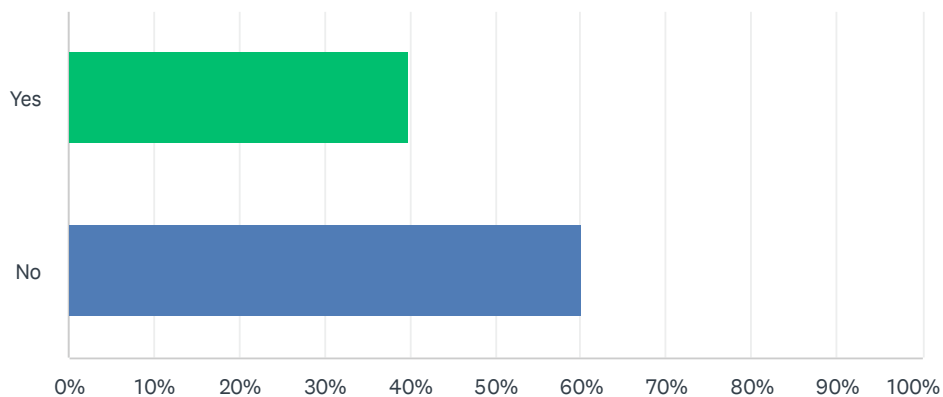
Antiochian Orthodox Christian Youth and Young Adult Ministries Survey for Youth Workers



	5 (VERY IMPACTFUL)	4	3	2	1 (NOT IMPACTFUL AT ALL)	TOTAL
Sunday School	20.00% 8	32.50% 13	22.50% 9	10.00% 4	15.00% 6	40
Teen SOYO	60.00% 24	12.50% 5	20.00% 8	0.00% 0	7.50% 3	40
Bible Bowl	10.53% 4	7.89% 3	31.58% 12	7.89% 3	42.11% 16	38
Creative Arts Festival	2.63% 1	18.42% 7	23.68% 9	15.79% 6	39.47% 15	38
Camp	53.85% 21	12.82% 5	5.13% 2	7.69% 3	20.51% 8	39
Diocesan/Regional Retreats	35.90% 14	20.51% 8	25.64% 10	7.69% 3	10.26% 4	39

Q8 Have you served on camp staff at an Archdiocese camp?

Answered: 88 Skipped: 5



ANSWER CHOICES	RESPONSES	
Yes	39.77%	35
No	60.23%	53
TOTAL		88

Q9 Do you have children?

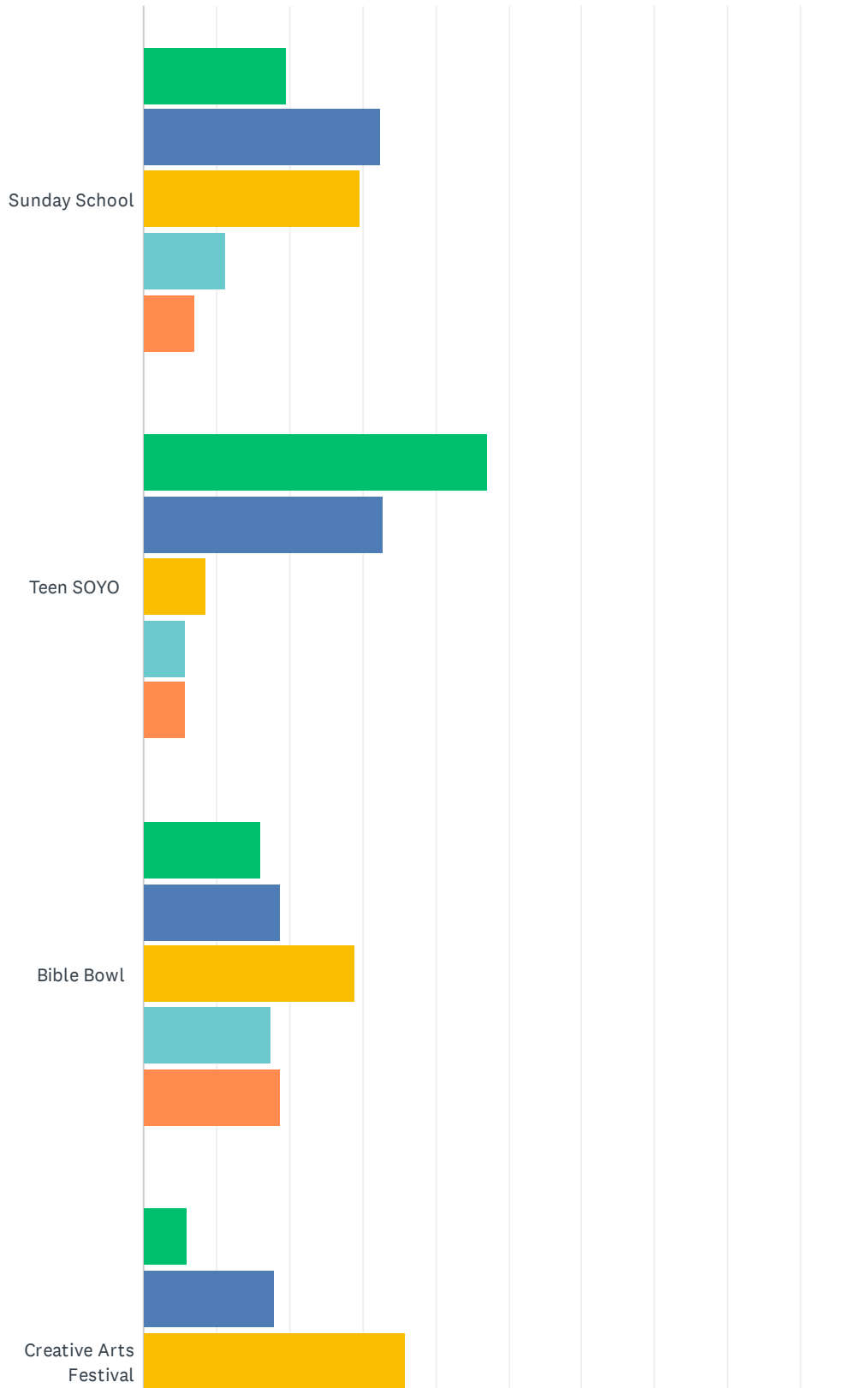
Answered: 84 Skipped: 9

Q10 If so, how many and what are their ages?

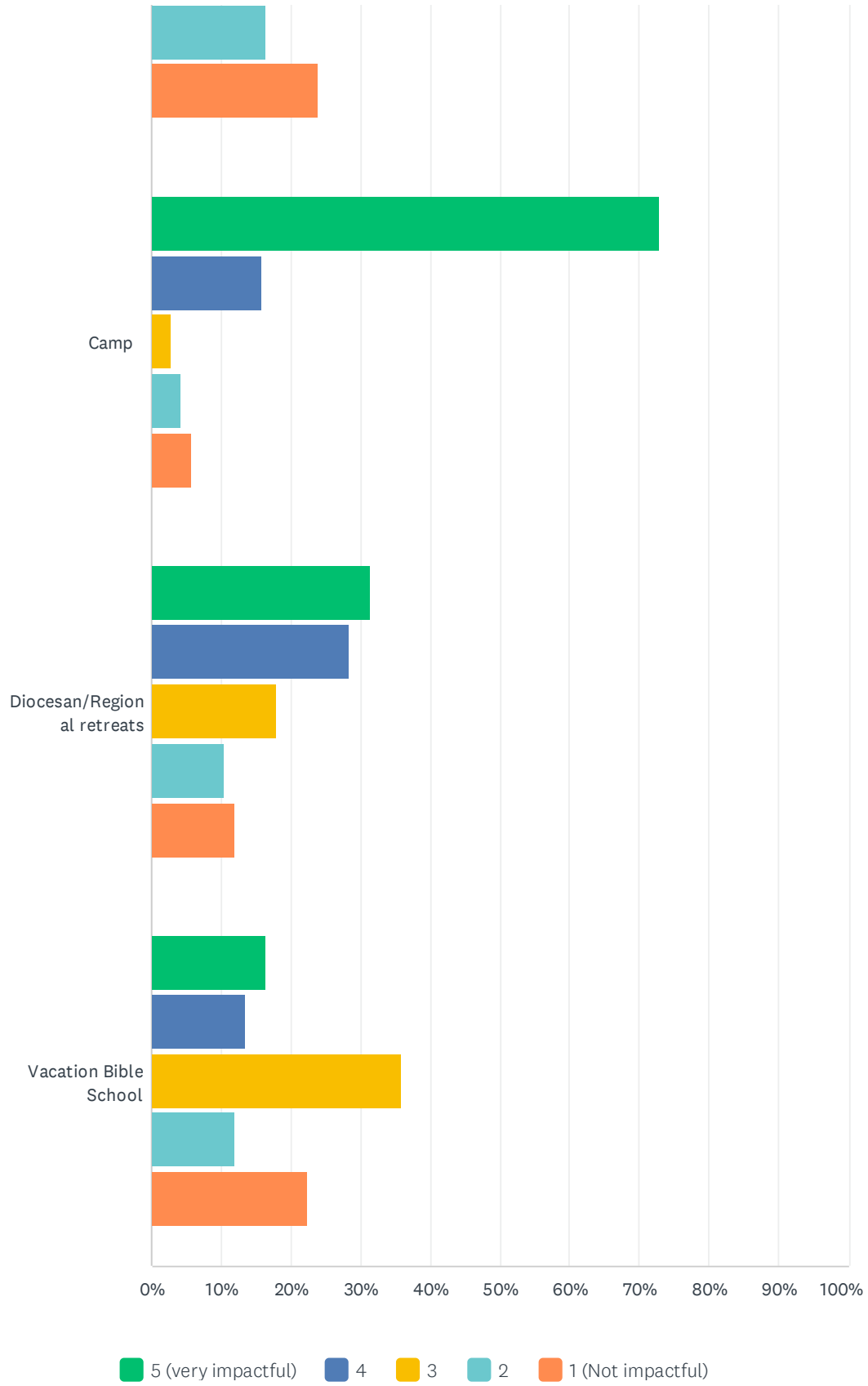
Answered: 53 Skipped: 40

Q11 Of the following activities, how would you rate their positive impact (5 for most impactful, 1 for least)?

Answered: 71 Skipped: 22



Antiochian Orthodox Christian Youth and Young Adult Ministries Survey for Youth Workers



Antiochian Orthodox Christian Youth and Young Adult Ministries Survey for Youth Workers

	5 (VERY IMPACTFUL)	4	3	2	1 (NOT IMPACTFUL)	TOTAL RESPONDENTS
Sunday School	19.72% 14	32.39% 23	29.58% 21	11.27% 8	7.04% 5	71
Teen SOYO	47.14% 33	32.86% 23	8.57% 6	5.71% 4	5.71% 4	70
Bible Bowl	15.94% 11	18.84% 13	28.99% 20	17.39% 12	18.84% 13	69
Creative Arts Festival	5.97% 4	17.91% 12	35.82% 24	16.42% 11	23.88% 16	67
Camp	72.86% 51	15.71% 11	2.86% 2	4.29% 3	5.71% 4	70
Diocesan/Regional retreats	31.34% 21	28.36% 19	17.91% 12	10.45% 7	11.94% 8	67
Vacation Bible School	16.42% 11	13.43% 9	35.82% 24	11.94% 8	22.39% 15	67

Q12 For the activities above that were most positively impactful, what made them so?

Answered: 55 Skipped: 38

Q13 For the activities above that were not positively impactful, why were they not?

Answered: 49 Skipped: 44

Q14 What is the average attendance in your youth group/SOYO?

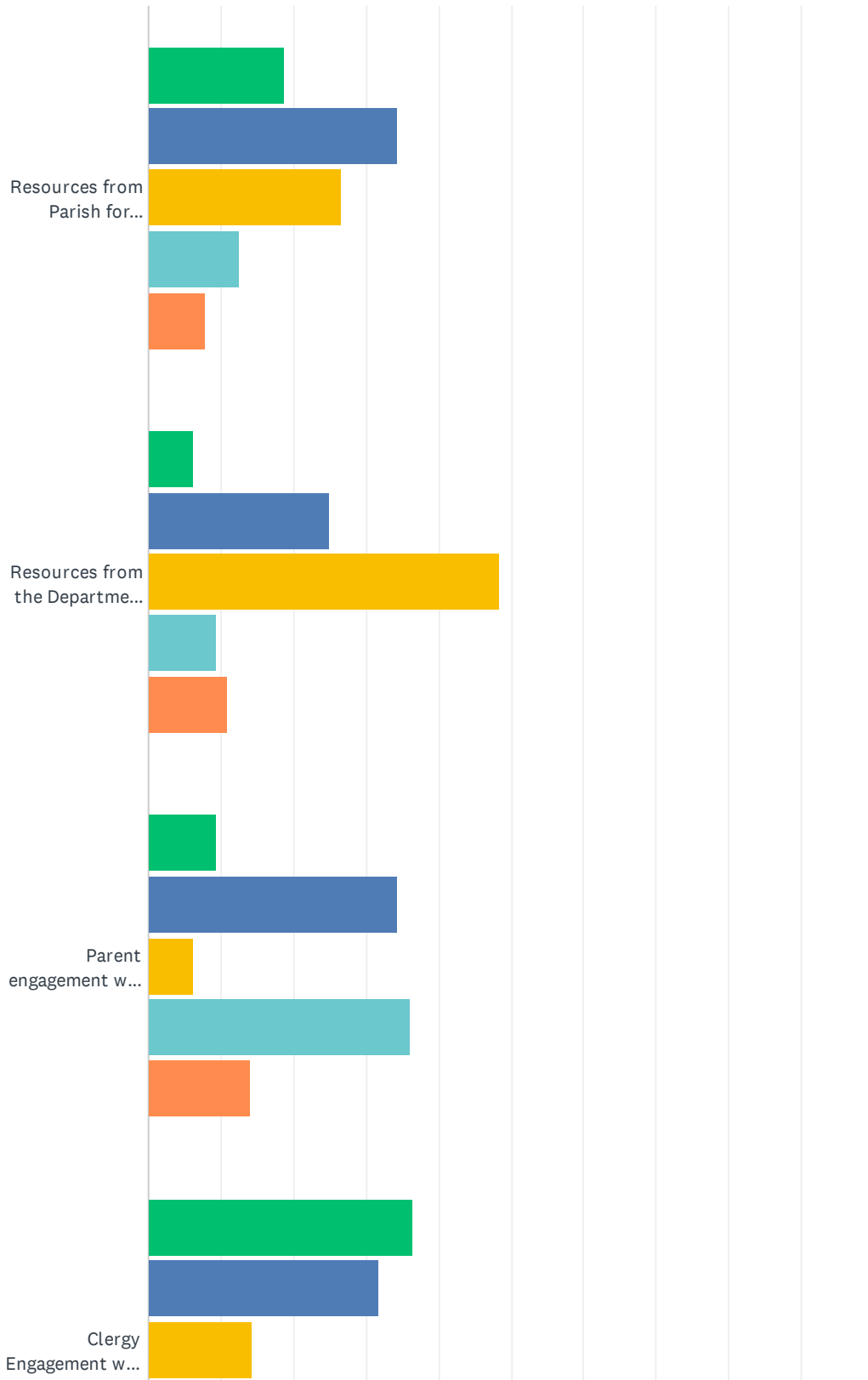
Answered: 68 Skipped: 25

Q15 What ages/grades does your youth group/SOYO encompass?

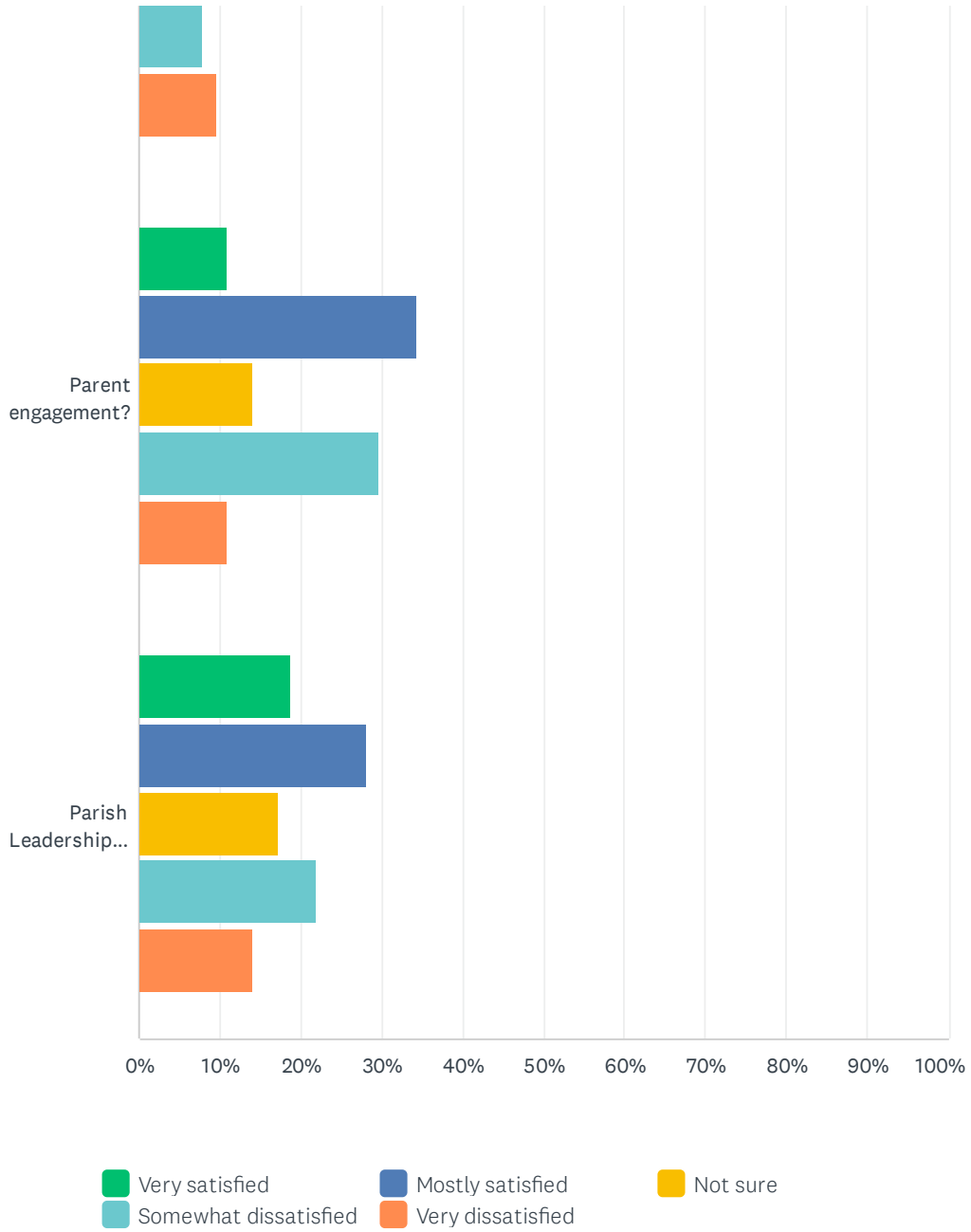
Answered: 67 Skipped: 26

Q16 In your youth group, how would you rank your level of satisfaction with the following:

Answered: 64 Skipped: 29



Antiochian Orthodox Christian Youth and Young Adult Ministries Survey for Youth Workers

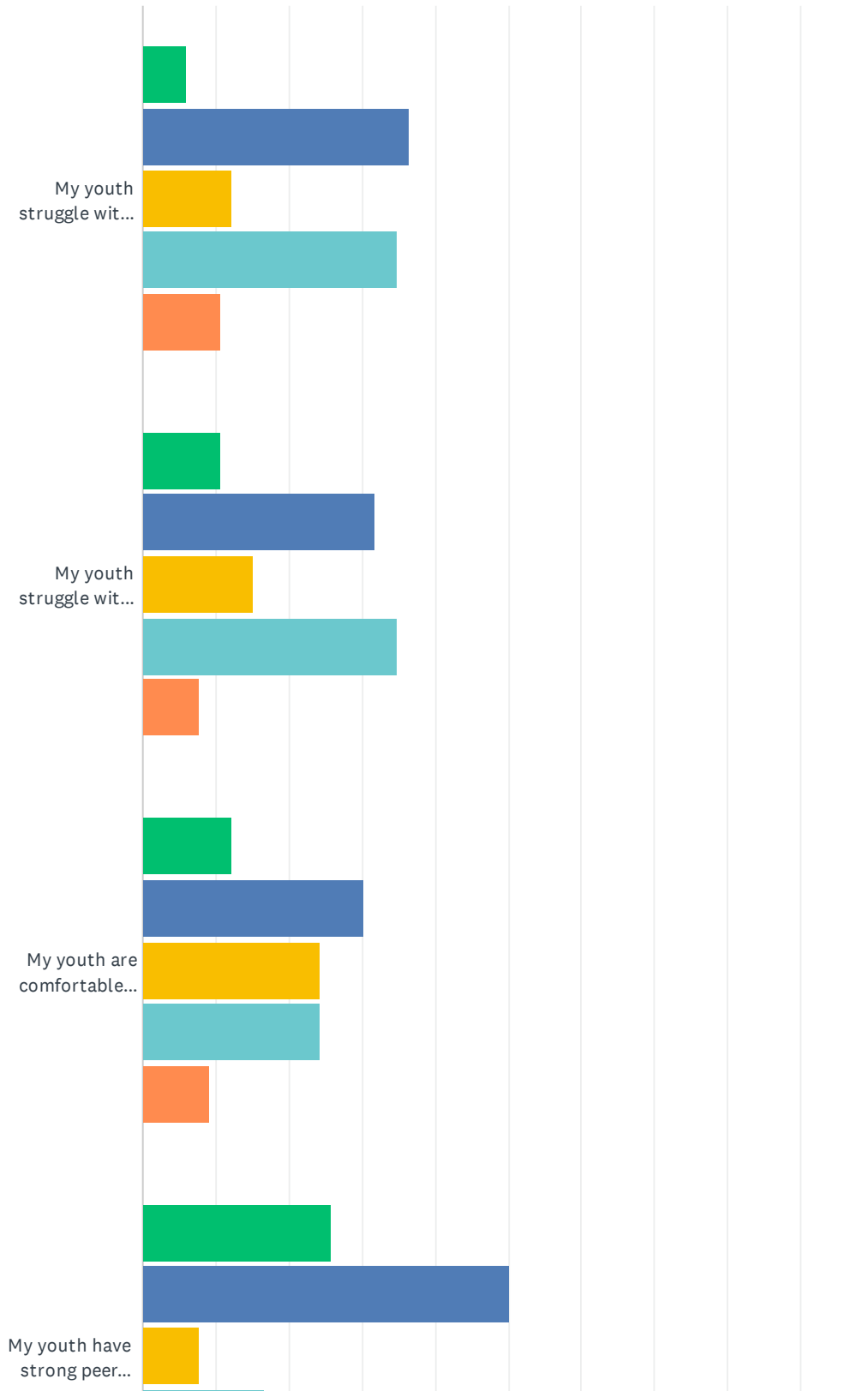


Antiochian Orthodox Christian Youth and Young Adult Ministries Survey for Youth Workers

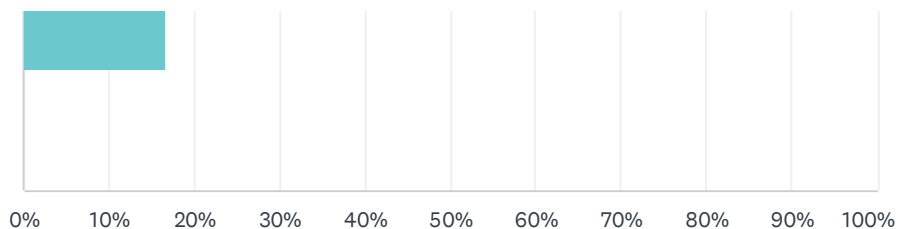
	VERY SATISFIED	MOSTLY SATISFIED	NOT SURE	SOMEWHAT DISSATISFIED	VERY DISSATISFIED	TOTAL
Resources from Parish for Ministry?	18.75% 12	34.38% 22	26.56% 17	12.50% 8	7.81% 5	64
Resources from the Department of Youth?	6.25% 4	25.00% 16	48.44% 31	9.38% 6	10.94% 7	64
Parent engagement with your ministry?	9.38% 6	34.38% 22	6.25% 4	35.94% 23	14.06% 9	64
Clergy Engagement with your ministry?	36.51% 23	31.75% 20	14.29% 9	7.94% 5	9.52% 6	63
Parent engagement?	10.94% 7	34.38% 22	14.06% 9	29.69% 19	10.94% 7	64
Parish Leadership Engagement	18.75% 12	28.13% 18	17.19% 11	21.88% 14	14.06% 9	64

Q17 Please rank your agreement with the following statements about your youth group/SOYO participants, based on your observations.

Answered: 66 Skipped: 27



Antiochian Orthodox Christian Youth and Young Adult Ministries Survey for Youth Workers



■ Completely agree ■ Somewhat agree ■ Not sure
■ Somewhat disagree ■ Completely disagree

	COMPLETELY AGREE	SOMEWHAT AGREE	NOT SURE	SOMEWHAT DISAGREE	COMPLETELY DISAGREE	TOTAL
My youth struggle with believing the theological teachings of the church.	6.06% 4	36.36% 24	12.12% 8	34.85% 23	10.61% 7	66
My youth struggle with believing the moral teachings of the church.	10.61% 7	31.82% 21	15.15% 10	34.85% 23	7.58% 5	66
My youth are comfortable turning to a priest when they find themselves struggling or having questions.	12.12% 8	30.30% 20	24.24% 16	24.24% 16	9.09% 6	66
My youth have strong peer relationships in the church.	25.76% 17	50.00% 33	7.58% 5	16.67% 11	0.00% 0	66

Q18 What are the greatest challenges you see in ministering to our youth and young adults?

Answered: 53 Skipped: 40

Q19 What are the greatest needs you see for ministering to our youth and young adults?

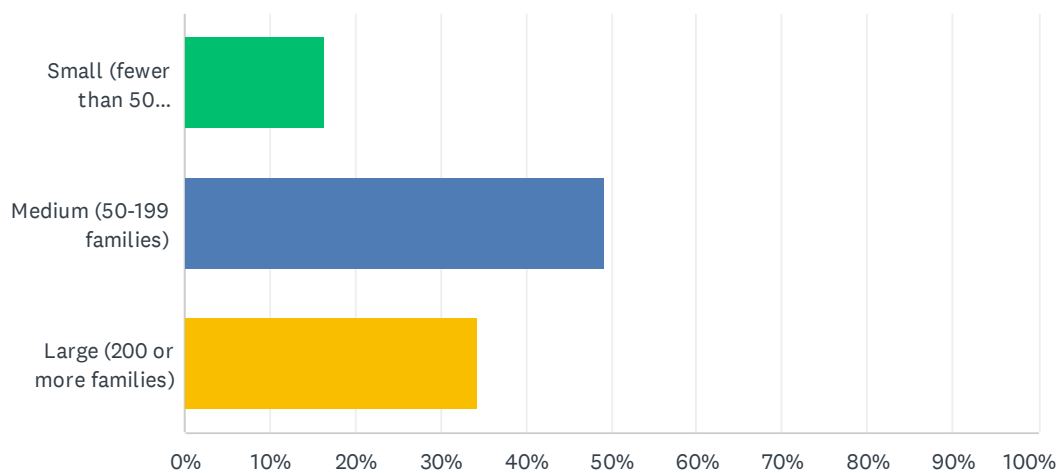
Answered: 49 Skipped: 44

Q20 In your estimation, how has the recent pandemic affected our youth and young adult ministry?

Answered: 52 Skipped: 41

Q21 How large is your parish?

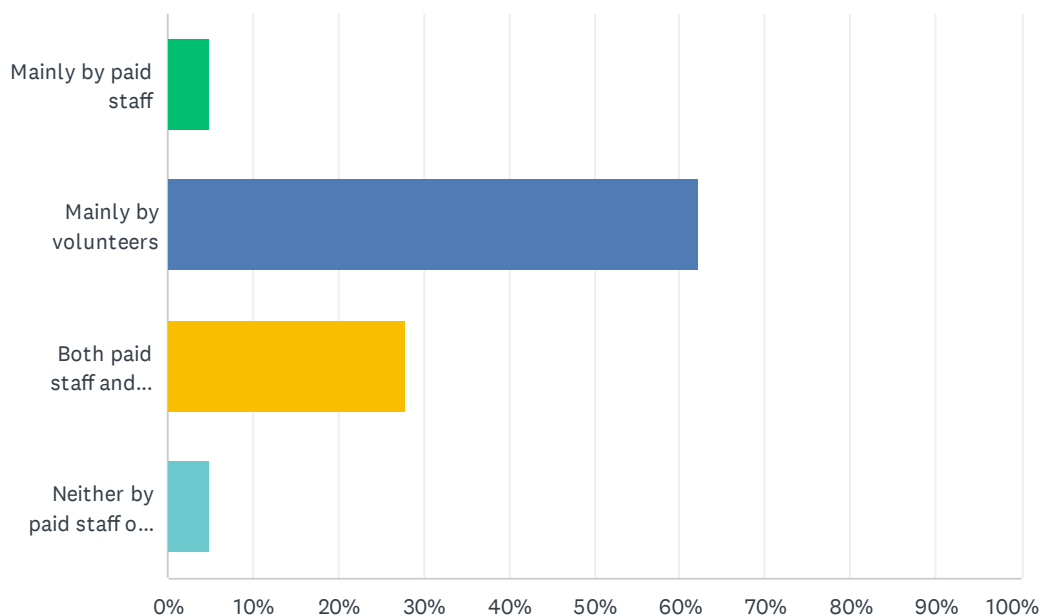
Answered: 61 Skipped: 32



ANSWER CHOICES	RESPONSES	
Small (fewer than 50 families)	16.39%	10
Medium (50-199 families)	49.18%	30
Large (200 or more families)	34.43%	21
TOTAL		61

Q22 Is youth ministry in your parish done by paid staff or volunteers?

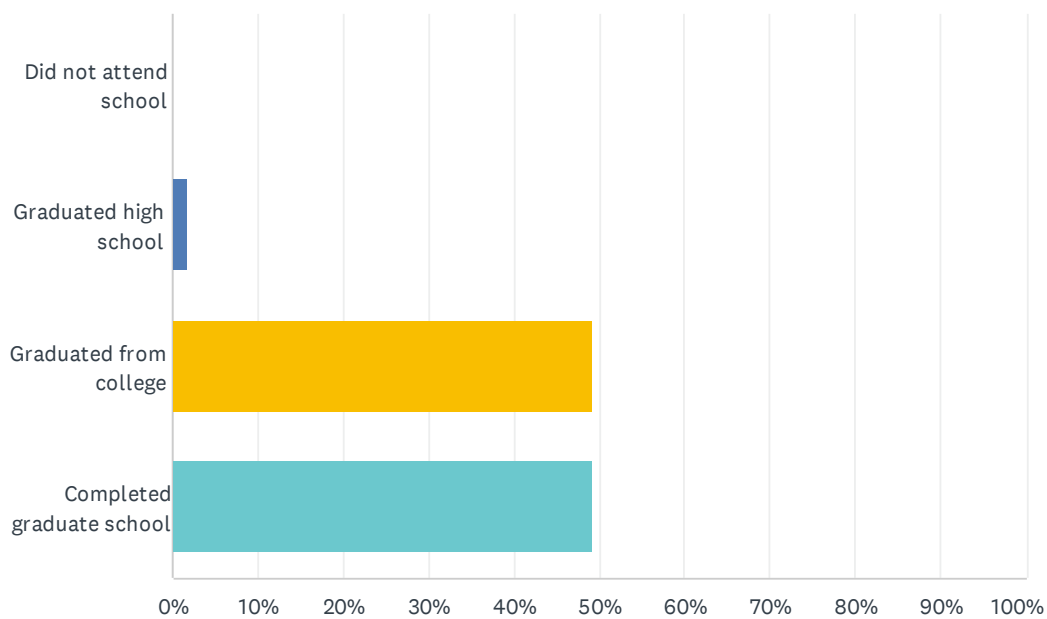
Answered: 61 Skipped: 32



ANSWER CHOICES	RESPONSES	
Mainly by paid staff	4.92%	3
Mainly by volunteers	62.30%	38
Both paid staff and volunteers	27.87%	17
Neither by paid staff or volunteers	4.92%	3
TOTAL		61

Q23 What is the highest level of education you have completed?

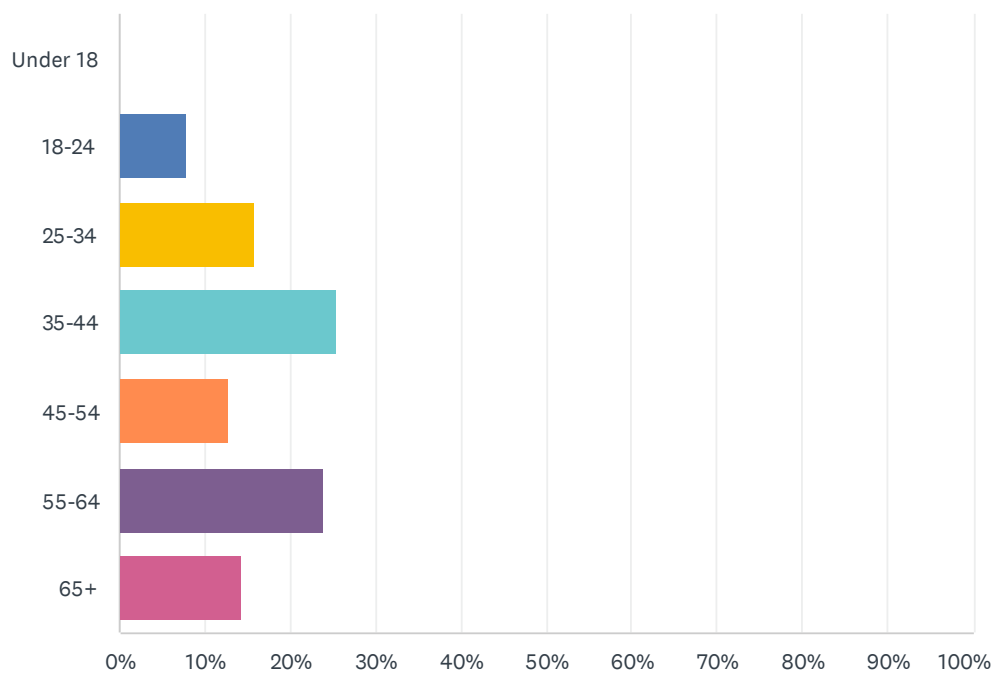
Answered: 61 Skipped: 32



ANSWER CHOICES	RESPONSES	
Did not attend school	0.00%	0
Graduated high school	1.64%	1
Graduated from college	49.18%	30
Completed graduate school	49.18%	30
TOTAL		61

Q24 What is your age?

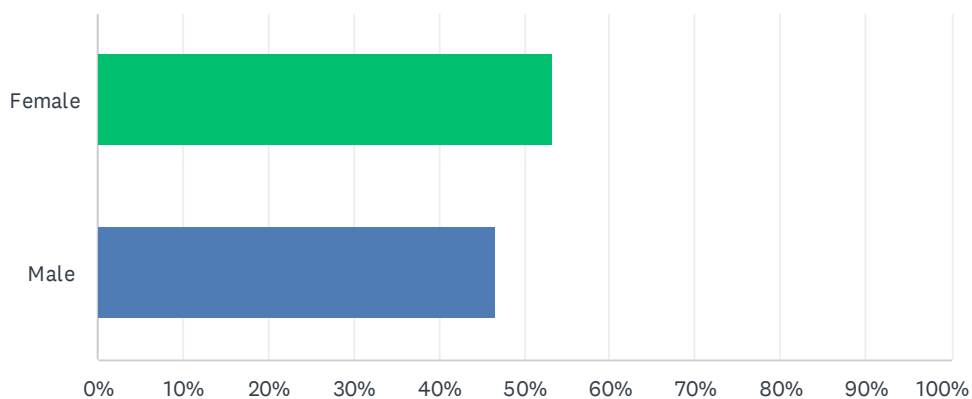
Answered: 63 Skipped: 30



ANSWER CHOICES	RESPONSES	
Under 18	0.00%	0
18-24	7.94%	5
25-34	15.87%	10
35-44	25.40%	16
45-54	12.70%	8
55-64	23.81%	15
65+	14.29%	9
TOTAL		63

Q25 What is your gender?

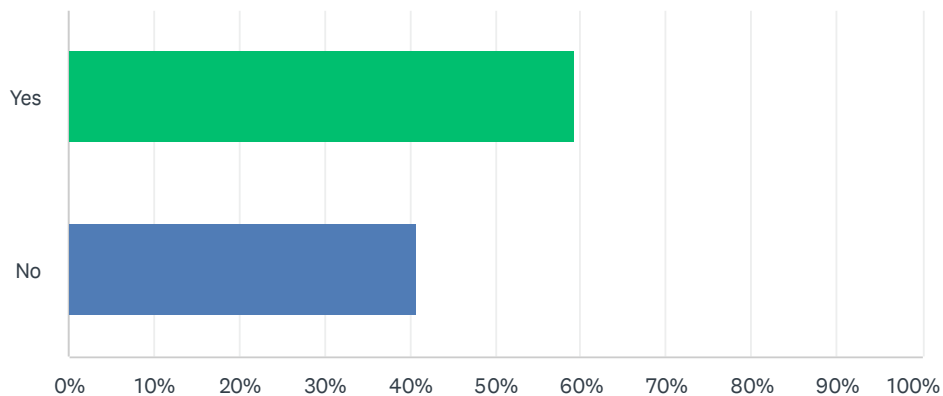
Answered: 62 Skipped: 31



ANSWER CHOICES	RESPONSES
Female	53.23% 33
Male	46.77% 29
TOTAL	62

Q26 May we contact you for a brief interview about youth and young adult ministries in your parish and in the wider church?

Answered: 59 Skipped: 34



ANSWER CHOICES	RESPONSES	
Yes	59.32%	35
No	40.68%	24
TOTAL		59

Q27 If yes, please enter your contact information

Answered: 34 Skipped: 59

ANSWER CHOICES	RESPONSES	
Name	100.00%	34
Company	0.00%	0
Address	0.00%	0
Address 2	0.00%	0
City/Town	0.00%	0
State/Province	0.00%	0
ZIP/Postal Code	0.00%	0
Country	0.00%	0
Email Address	100.00%	34
Phone Number	100.00%	34